

# Federal Justice Statistics 2006 - Statistical Tables NCJ 225711

Federal Justice Statistics, 2006, describes criminal case processing in the federal justice system, including arrest and booking through sentencing and corrections. These statistical tables present the number of suspects arrested and booked by the U.S. Marshals Service, suspects in matters investigated and prosecuted by U.S. attorneys, defendants adjudicated and sentenced in U.S. district court, and characteristics of federal prisoners and offenders under federal supervision.

Data are from the BJS-sponsored Federal Justice Statistics Program (FJSP), which collects comprehensive information describing suspects and defendants processed in the federal criminal justice system, and annual data on workload, activities, and outcomes associated with federal criminal cases. The data presented in these tables were collected from the U.S. Marshals Service (USMS), Drug Enforcement Administration (DEA), Executive Office for U.S. Attorneys (EOUSA), Administrative Office of the U.S. Courts (AOUSC), U.S. Sentencing Commission (USSC), and the Federal Bureau of Prisons (BOP).

The Urban Institute prepared these tables under the supervision of Mark Motivans, Ph.D., of the Bureau of Justice Statistics. The tables were prepared under BJS grant number 2005-BJ-CX-K004. The BJS-sponsored Federal Justice Statistics Resource Center (FJSRC) Internet Home Page (available at <http://fjsrc.urban.org>) provides online access to the Federal Justice database. Users may download data from the Federal Justice database for independent analysis or use the online query system to obtain customized statistics.

## Section 1: Federal Law Enforcement and Prosecution

### Federal Arrests

**Table 1.1.** Suspects arrested for federal offenses and booked by U.S. Marshals Service, by offense, October 1, 2005 – September 30, 2006

**Table 1.2.** Suspects arrested for federal offenses and booked by U.S. Marshals Service, by arresting agency, October 1, 2005 – September 30, 2006

**Table 1.3.** Characteristics of federal arrestees booked by U.S. Marshals Service, October 1, 2005 – September 30, 2006

**Table 1.4.** Characteristics of suspects arrested by Drug Enforcement Administration agents, by type of drug, October 1, 2005 – September 30, 2006

**Map 1.1.** Suspects arrested by the Drug Enforcement Administration, by state of arrest, October 1, 2005 – September 30, 2006

**Table 1.5.** Warrants cleared, by warrant type, October 1, 2005 – September 30, 2006

**Table 1.6.** Time from warrant initiation to clearance, by warrant characteristics, October 1, 2005 – September 30, 2006

### Federal Investigations and Prosecutions

**Table 2.1.** Suspects in matters received by U.S. attorneys, by offense, October 1, 2005 – September 30, 2006

**Map 2.1.** Suspects referred to U.S. attorneys, by federal judicial district, October 1, 2005 – September 30, 2006

**Table 2.2.** Disposition of suspects in matters concluded, by offense, October 1, 2005 – September 30, 2006

**Table 2.3.** Suspects in criminal matters declined by U.S. attorneys, by basis of declination, October 1, 2005 – September 30, 2006

## **Section 2: Federal Pretrial, Adjudication, Sentencing, and Appeals**

### **Federal Pretrial**

**Table 3.1.** Defendants released at any time prior to case disposition, by offense,  
October 1, 2005 – September 30, 2006

**Table 3.2.** Defendants released at any time prior to case disposition, by defendant  
characteristics, October 1, 2005 – September 30, 2006

**Table 3.3.** Behavior of federal defendants released to the community pending trial, by offense,  
October 1, 2005 – September 30, 2006

### **Federal Case Filings and Adjudication**

**Table 4.1.** Defendants in criminal cases commenced, by offense,  
October 1, 2005 – September 30, 2006

**Table 4.2.** Federal criminal case dispositions, by offense, October 1, 2005 – September 30, 2006

**Table 4.3.** Criminal cases disposed by U.S. magistrates, by offense, October 1, 2005 –  
September 30, 2006

**Table 4.4.** Characteristics of convicted offenders, October 1, 2005 – September 30, 2006

### **Federal Sentencing**

**Table 5.1.** Sentence types for offenders sentenced in criminal cases terminated, by offense,  
October 1, 2005 – September 30, 2006

**Table 5.2.** Type and length of federal sentences imposed, by offense,  
October 1, 2005 – September 30, 2006

**Table 5.3.** Federal offenders sentenced to incarceration, by offender characteristics,  
October 1, 2005 – September 30, 2006

**Table 5.4.** Average incarceration sentence lengths imposed, by offense and offender  
characteristics, October 1, 2005 – September 30, 2006

### **Federal Appeals**

**Table 6.1.** Criminal appeals terminated, by type of criminal case and offense,  
October 1, 2005 – September 30, 2006

**Table 6.2.** Disposition of criminal appeals terminated, by offense,  
October 1, 2005 – September 30, 2006

**Table 6.3.** Federal criminal appeals cases terminated on the merits, by offense,  
October 1, 2005 – September 30, 2006

### **Section 3: Federal Corrections and Supervision**

#### **Federal Supervision, Probation, and Parole**

**Table 7.1.** Federal offenders under supervision, by offense,

October 1, 2005 – September 30, 2006

**Map 7.1.** Defendants under federal supervision, by federal judicial district,

October 1, 2005 – September 30, 2006

**Table 7.2.** Characteristics of federal offenders under supervision,

October 1, 2005 – September 30, 2006

**Table 7.3.** Outcomes of federal probation supervision, by offense,

October 1, 2005 – September 30, 2006

**Table 7.4.** Characteristics of offenders terminating federal probation supervision,

October 1, 2005 – September 30, 2006

**Table 7.5.** Outcomes of federal supervised release, by offense,

October 1, 2005 – September 30, 2006

**Table 7.6.** Characteristics of offenders terminating federal supervised release,

October 1, 2005 - September 30, 2006

**Table 7.7.** Outcomes of federal parole, by offense, October 1, 2005 – September 30, 2006

**Table 7.8.** Characteristics of offenders terminating federal parole,

October 1, 2005 – September 30, 2006

#### **Federal Imprisonment**

**Table 7.9.** Admissions and releases of federal prisoners, by offense,

October 1, 2005 – September 30, 2006

**Table 7.10.** Characteristics of the federal prison population,

October 1, 2005 – September 30, 2006

**Table 7.11.** Average time to first release and percent of sentence served, for federal prisoners released by standard methods October 1, 2005 – September 30, 2006

**Table 7.12.** Characteristics of first releases from federal prison, by offense, all releases,

October 1, 2005 – September 30, 2006

These tables are part of a series. For a list of all in this series see the **publications page**.

**Source: Federal Justice Statistics Reporting Program.**

**See also: Methodology, Glossary**

**Table 1.1. Suspects arrested for federal offenses and booked by the U.S. Marshals Service, by offense, October 1, 2005 - September 30, 2006**

Most serious offense	Number	Percent
<b>All offenses</b>	146,945	100 %
<b>Violent offenses</b>	4,301	2.9 %
Murder*	333	0.2
Negligent manslaughter	52	--
Assault	1,124	0.8
Robbery	2,189	1.5
Sexual abuse*	246	0.2
Kidnapping	166	0.1
Threatening communication	153	0.1
Other violent offenses	38	--
<b>Property offenses</b>	15,221	10.4 %
Fraudulent	12,674	8.7 %
Embezzlement	670	0.5
Fraud*	10,348	7.1
Forgery	303	0.2
Counterfeiting	1,353	0.9
Other	2,547	1.7 %
Burglary	163	0.1
Larceny*	1,575	1.1
Motor vehicle theft	210	0.1
Arson and explosives	132	0.1
Transportation of stolen property	335	0.2
Other property offenses	132	0.1
<b>Drug offenses</b>	31,406	21.5 %
<b>Public-order offenses</b>	8,872	6.1 %
Regulatory	362	0.2 %
Antitrust	5	^
Food and drug	101	0.1
Civil rights	63	--
Other regulatory offenses	193	0.1
Other	8,510	5.8 %
Tax law violations*	977	0.7
Bribery	237	0.2
Perjury, contempt, and intimidation	285	0.2
National defense	12	--
Escape	983	0.7
Racketeering and extortion	464	0.3
Gambling	138	0.1
Obscene material*	948	0.6
Child Support Recovery	168	0.1
Nonviolent sex offenses	997	0.7
Obstruction of justice	522	0.4
Traffic offenses	1,929	1.3
Conspiracy, aiding and abetting, and jurisdictional offenses	61	--
Wildlife	116	0.1
Environmental	160	0.1
All other offenses*	513	0.4

Cited in United States v. Orozco-Acosta,  
No. 09-50192 archived on May 28, 2010

**Table 1.1. Suspects arrested for federal offenses and booked by the U.S. Marshals Service, by offense, October 1, 2005 - September 30, 2006 (cont.)**

Most serious offense	Number	Percent
Weapon offenses	9,023	6.2 %
Immigration offenses	47,016	32.2 %
Supervision violations	23,983	16.4 %
Material witness	6,097	4.2 %

Note: The data in this table are not directly comparable to the data in 2002 and prior reports.

--Less than 0.5%.

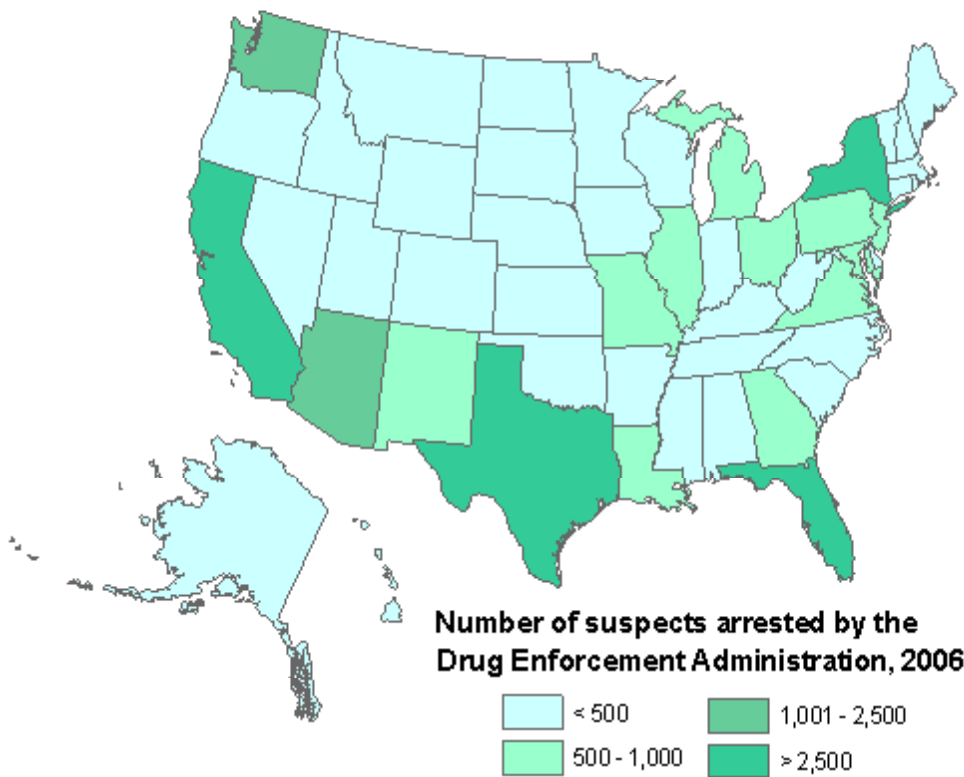
^ Too few cases to obtain statistically reliable data.

\*In this table, "Murder" includes nonnegligent manslaughter; "Sexual abuse" includes only violent sex offenses; "Fraud" excludes tax fraud; "Larceny" excludes transportation of stolen property; "Other property offenses" exclude fraudulent property offenses and include destruction of property and trespassing; "Tax law violations" include tax fraud; "Obscene material" denotes the mail or transport thereof; and "All other offenses" include 1,079 offenses with unclassifiable offense type.

Source: U.S. Marshals Service Prisoner Tracking System file, fiscal year.

Cited in *United States v. Orozco-Acosta*,  
No. 09-50192 archived on May 28, 2010

States with the most arrests reported by the DEA included:  
California (3,129), Florida (2,998), and Texas (2,930)



Not shown on map: District of Columbia (61), Guam (8), Puerto Rico (337), and Virgin Islands (15).  
Data source: Drug Enforcement Administration, Defendant Statistical System, fiscal year.

Cited in *United States v. Orozco-Acosta*,  
No. 09-50192 archived on May 28, 2010

**Table 1.2. Suspects arrested for federal offenses and booked by the U.S. Marshals Service, by arresting agency, October 1, 2005 - September 30, 2006**

Arresting agency <sup>a</sup>	Most serious offense at arrest	
	All offenses <sup>b</sup>	Percent <sup>c</sup>
<b>All agencies</b>	146,945	100 %
<b>Department of Agriculture</b>	193	0.1 %
<b>Department of Defense</b>	622	0.4 %
<b>Department of Homeland Security</b>	61,160	41.6 %
Customs and Border Protection	41,593	28.3
Immigration and Customs Enforcement	17,258	11.7
Secret Service	2,309	1.6
<b>Department of the Interior</b>	1,292	0.9 %
Bureau of Indian Affairs	186	0.1
Park Police	301	0.2
<b>Department of Justice</b>	68,621	46.7 %
Bureau of Alcohol, Tobacco, Firearms, and Explosives	6,399	4.4
Drug Enforcement Administration	12,594	8.6
Federal Bureau of Investigation	9,466	6.4
U.S. Marshals Service	40,121	27.3
Other DOJ	41	0
<b>Department of State</b>	346	0.2 %
<b>Department of the Treasury</b>	709	0.5 %
Internal Revenue Service	709	0.5
<b>Federal judiciary</b>	656	0.4 %
<b>U.S. Postal Service</b>	1,102	0.7 %
<b>Other</b>	12,244	8.3 %
Self-report, subpoena	2,844	1.9
State and local	6,535	4.4
Task force	562	0.4
Other	2,303	1.6

Note: The Homeland Security Act of 2002 took effect in March 2003, establishing DHS and reorganizing several federal agencies into new or different departments. As a result, counts of arrests and bookings by the Departments of Homeland Security, Justice, and the Treasury are not comparable to 2003 and prior reports. Agency-specific data within departments are comparable to earlier years.

<sup>a</sup>The arresting agency may be different from the federal agency that initiated the investigation involving the arrestee.

<sup>b</sup>Includes 1,079 suspects for whom an offense category could not be determined.

<sup>c</sup>Percent based on suspects for whom an offense category could be determined.

**Table 1.3. Characteristics of federal arrestees booked by the U.S. Marshals Service, October 1, 2005 - September 30, 2006**

Arrestee characteristic	Number arrested	Percent arrested
<b>All arrestees</b>	146,945	100 %
<b>Gender</b>		
Male	125,795	85.6 %
Female	21,150	14.4
<b>Race</b>		
White	107,099	73.4 %
Black/African American	34,347	23.5
American Indian/Alaska Native	2,328	1.6
Asian/Native Hawaiian/ Other Pacific Islander	2,171	1.5
<b>Age</b>		
Under 19 years	2,869	2.0 %
19-20	7,726	5.3
21-30	57,905	39.4
31-40	44,208	30.1
Over 40	34,167	23.3
<b>Citizenship</b>		
U.S. citizen	78,512	53.9 %
Non-U.S. citizen	63,807	46.1

Note: Summing arrestees on a characteristic may not yield the total number of arrestees because some arrestees lack information on that characteristic. The data in this table are not directly comparable to the data in 2002 and prior reports. Suspect ethnicity not available.

Source: U.S. Marshals Service Prisoner Tracking System file, fiscal year.



**Table 1.4. Characteristics of suspects arrested by Drug Enforcement Administration agents, by type of drug, October 1, 2005 - September 30, 2006**

Arrestee characteristic	Total arrested	Percent arrested	Type of drug					
			Cocaine powder	Crack cocaine	Marijuana	Methamphetamine	Opiates	Other or non-drug
<b>All arrestees*</b>	28,381	100 %	7,891	4,397	5,703	5,588	2,137	2,665
<b>Gender</b>								
Male	24,003	84.6 %	6,974	3,770	4,976	4,453	1,791	2,039
Female	4,377	15.4	916	627	727	1,135	346	626
<b>Race</b>								
White	18,403	65.8 %	4,973	826	4,370	5,049	1,434	1,751
Black/African American	8,557	30.6	2,701	3,527	960	188	650	531
American Indian/Alaska Native	248	0.9	33	6	77	108	6	18
Asian/Native Hawaiian/Other Pacific Islander	760	2.7	50	12	211	154	13	320
<b>Hispanic origin</b>								
Hispanic/Latino	11,935	43.0 %	4,344	465	2,905	2,505	1,194	522
Non-Hispanic/Latino	15,847	57.0	3,420	3,828	2,680	2,984	919	2,016
<b>Age</b>								
Under 19 years	510	1.8 %	87	109	149	84	32	49
19-20	1,433	5.1	266	278	363	261	105	151
21-30	11,718	41.5	3,263	2,015	2,352	2,305	808	975
31-40	8,743	30.8	2,710	1,231	1,652	1,726	619	805
Over 40	6,939	24.6	1,548	759	1,173	1,207	570	682
<b>Citizenship</b>								
U.S. citizen	19,816	73.2 %	5,043	4,061	3,501	3,879	1,337	1,995
Non-U.S. citizen	7,247	26.8	2,459	160	1,978	1,458	686	506

\*Summing arrestees on a characteristic may not yield the total number of arrestees because some arrestees lack information on that characteristic.

Source: Drug Enforcement Administration Defendant Statistical System, fiscal year.

**Table 1.5. Warrants cleared, by warrant type, October 1, 2005 - September 30, 2006**

Warrant type	Number	Percent	Median days from initiation to clearance
<b>All warrants cleared during FY 2006 *</b>	158,029	100 %	20 days
<b>Federal</b>	86,393	54.7 %	18 days
<b>Felony</b>	73,457	46.5 %	12 days
Escape	790	0.5	22
Bond violation	6,121	3.9	14
Parole violation	3,060	1.9	36
Probation violation	16,995	10.8	15
DEA related	11,644	7.4	8
Federal agency without arrest power	683	0.4	13
Other federal agency with arrest power	33,096	20.9	8
Other	1,068	0.7	22
<b>Nonfelony</b>	12,936	8.2 %	381 days
Traffic	7,514	4.8	497
Misdemeanor	5,422	3.4	274
<b>State or local</b>	71,636	45.3 %	24 days

Note: Analysis based on the cohort of all warrants cleared during FY 2006.

\*Includes four records with missing or indeterminable warrant type.

Source: U.S. Marshals Service Warrant Information Network, fiscal year.

**Table 1.6. Time from warrant initiation to clearance, by warrant characteristics, October 1, 2005 - September 30, 2006**

	All warrant types		
	Number	Percent	Median days
<b>All warrants cleared during FY 2006</b>	158,029	100 %	20 days
<b>By warrant execution type</b>			
<b>Warrants cleared by arrest</b>	124,014	78.5 %	12 days
Alcohol, Tobacco, Firearms and Explosives	3,904	2.5	9
Customs and Border Protection	1,471	0.9	5
Drug Enforcement Administration	5,781	3.7	4
Federal Bureau of Investigation	5,385	3.4	5
Immigration and Naturalization Service	2,289	1.4	2
U.S. Marshals Service	85,222	53.9	13
Self-surrender	5,931	3.8	17
Other federal	6,773	4.3	8
State/local	7,258	4.6	46
<b>Warrants cleared by other means</b>	33,951	21.5 %	176 days
Detainer	12,488	7.9	44
Dismissed	21,449	13.6	394
Other	4	--	27
<b>By offense</b>			
<b>Violent offenses</b>	17,773	11.3 %	15 days
<b>Property offenses</b>	18,982	12.1 %	15 days
Fraudulent	10,183	6.5	13
Other	8,799	5.6	20
<b>Drug offenses</b>	33,039	21 %	11 days
<b>Public-order offenses</b>	23,162	14.7 %	93 days
Regulatory	640	0.4	347
Other	22,522	14.3	90
<b>Weapon offenses</b>	8,763	5.6 %	16 days
<b>Immigration offenses</b>	4,866	3.1 %	2 days
<b>Supervision violations</b>	50,217	31.9 %	28 days
<b>Material witness</b>	622	0.4 %	3 days

Note: Analysis based on the cohort of all warrants cleared during FY 2006. Summing warrants on a characteristic may not yield the total because some warrants were missing data on some characteristics.

--Less than 0.5%.

Source: U.S. Marshals Service Warrant Information Network, fiscal year.

**Table 2.1. Suspects in matters received by U.S. attorneys, by offense, October 1, 2005 - September 30, 2006**

Most serious offense investigated	Number	Percent <sup>a</sup>
<b>All offenses<sup>b</sup></b>	133,935	100 %
<b>Violent offenses</b>	5,011	3.8 %
Murder <sup>c</sup>	502	0.4
Assault	1,311	1.0
Robbery	2,067	1.6
Sexual abuse <sup>c</sup>	583	0.4
Kidnapping	267	0.2
Threats against the President	281	0.2
<b>Property offenses</b>	25,008	18.9 %
Fraudulent	22,588	17.0 %
Embezzlement	3,556	2.7
Fraud <sup>c</sup>	17,400	13.1
Forgery	1,172	0.9
Counterfeiting	460	0.3
Other	2,420	1.8 %
Burglary	27	--
Larceny <sup>c</sup>	1,130	0.9
Motor vehicle theft	875	0.3
Arson and explosives	565	0.4
Transportation of stolen property	50	0
Other property offenses <sup>c</sup>	273	0.2
<b>Drug offenses</b>	35,210	26.6 %
<b>Public-order offenses</b>	20,158	15.2 %
Regulatory	4,488	3.4 %
Agriculture	2	--
Antitrust	49	--
Food and drug	163	0.1
Transportation	236	0.2
Civil rights	837	0.6
Communications	23	--
Custom laws	109	0.1
Postal laws	141	0.1
Other regulatory offenses	2,928	2.2
Other	15,670	11.8 %
Tax law violations <sup>c</sup>	981	0.7
Bribery	308	0.2
Perjury, contempt, and intimidation	512	0.4
National defense	716	0.5
Escape	1,837	1.4
Racketeering and extortion	2,922	2.2
Non-violent sex offenses	2,957	2.2
Gambling	122	0.1
Liquor offenses	22	--
Obscene material <sup>c</sup>	43	--
Traffic offenses	182	0.1
Wildlife	452	0.3
Environmental	9	--
Conspiracy, aiding and abetting, and jurisdictional offenses	3,419	2.6
All other offenses <sup>c</sup>	1,188	0.9

Cited in United States v. Crozco-Acosta,  
No. 09-50192 archived on May 28, 2010

**Table 2.1. Suspects in matters received by U.S. attorneys, by offense, October 1, 2005 - September 30, 2006 (cont.)**

<b>Most serious offense investigated</b>	<b>Number</b>	<b>Percent<sup>a</sup></b>
<b>Weapon offenses</b>	12,321	9.3 %
<b>Immigration offenses</b>	34,894	26.3 %

<sup>a</sup>Percentage distribution based on the suspects for whom the offense category could be determined.

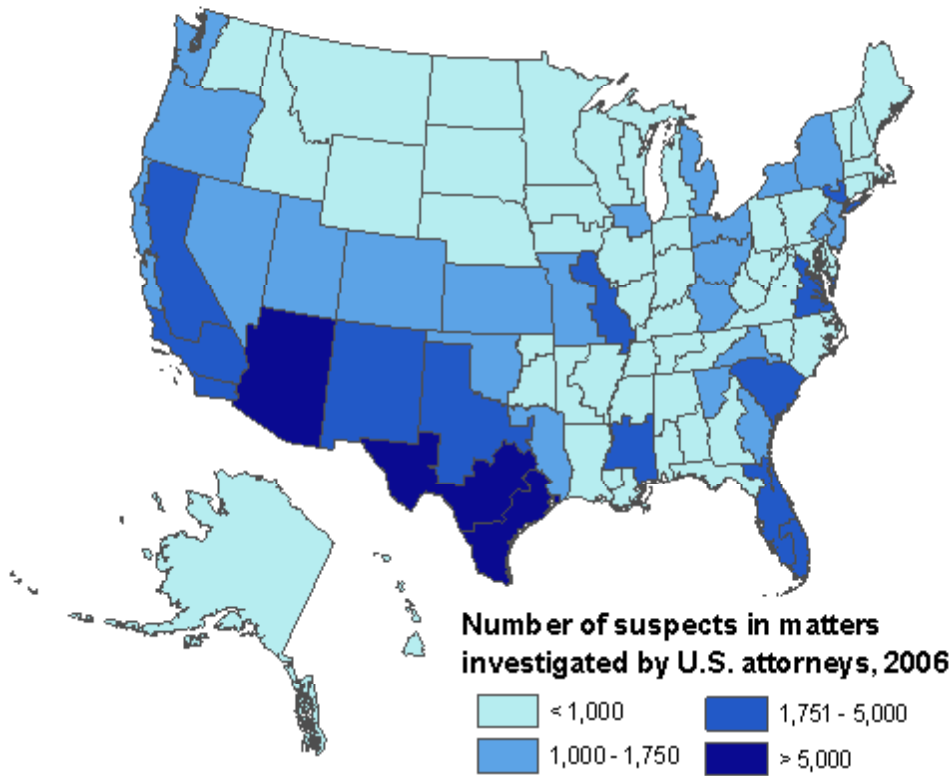
<sup>b</sup>Includes 1,333 suspects for whom an offense category could not be determined.

<sup>c</sup>In this table, "Murder" includes nonnegligent manslaughter; "Sexual abuse" includes only violent sex offenses; "Fraud" excludes tax fraud; "Larceny" excludes transportation of stolen property; "Other property offenses" exclude fraudulent property offenses and include destruction of property and trespassing; "Tax law violations" include tax fraud; "Obscene material" denotes the mail or transport thereof; and "All other offenses" includes offenses with unclassifiable offense type.

Source: Executive Office for U.S. Attorneys, National LIONS system file.

*Cited in United States v. Orozco-Acosta,  
No. 09-50192 archived on May 28, 2010*

In 2006, five federal judicial districts along the U.S.- Mexico border comprised 31% of all matters referred to U.S. attorneys



Note: Not shown on map: District of Columbia (1,353), Guam (179), Puerto Rico (1,063), and Virgin Islands (162).  
Data source: Executive Office for U.S. Attorneys, National UONS data, fiscal year 2006.  
*Cited in United States v. Orozco-Acosta, No. 09-50192 archived on May 28, 2010*

**Table 2.2. Disposition of suspects in matters concluded, by offense,  
October 1, 2005 - September 30, 2006**

Most serious offense investigated	Number	Percent of suspects in criminal matters concluded		
		Prosecuted in U.S. district court	Disposed by U.S. magistrates	Declined
<b>All offenses<sup>a</sup></b>	141,130	58.9 %	20.1 %	21.0 %
<b>Violent offenses</b>	5,349	59.2 %	8.9 %	31.8 %
Murder <sup>b</sup>	582	46.9	7.4	45.7
Assault	1,408	50.2	16.3	33.5
Robbery	2,175	78.9	6.4	14.7
Sexual abuse <sup>b</sup>	639	46.2	3.9	49.9
Kidnapping	295	46.4	11.5	42.0
Threats against the President	250	16.4	2.4	81.2
<b>Property offenses</b>	25,718	54.7 %	7.7 %	37.7 %
Fraudulent	23,067	54.9 %	7.5 %	37.6 %
Embezzlement	3,621	48.9	20.4	30.7
Fraud <sup>b</sup>	17,646	55.0	5.0	40.0
Forgery	1,276	68.2	5.4	26.4
Counterfeiting	524	61.3	3.4	30.3
Other	2,651	52.4 %	9.2 %	38.4 %
Burglary	39	55.4	7.7	35.9
Larceny <sup>b</sup>	1,248	55.4	11.1	33.4
Motor vehicle theft	413	53.8	6.3	40.0
Arson and explosives	604	45.7	3.3	51.0
Transportation of stolen property	61	45.9	3.3	50.8
Other property offenses <sup>b</sup>	286	51.7	18.9	29.4
<b>Drug offenses</b>	38,499	76.6 %	8.4 %	15.1 %
<b>Public-order offenses</b>	21,388	40.5 %	22.5 %	37.0 %
Regulatory	4,769	33.2 %	11.2 %	55.6 %
Agriculture	6	^	0	^
Antitrust	35	45.7	0	54.3
Food and drug	228	44.7	4.4	50.9
Transportation	348	44.3	19.8	35.9
Civil rights	1,146	9.6	0.7	89.7
Communications	35	31.4	8.6	60.0
Custom laws	107	47.7	7.5	44.9
Postal laws	188	50.0	25.5	24.5
Other regulatory offenses	2,676	38.8	14.5	46.6
Other	16,619	42.7 %	25.7 %	31.6 %
Tax law violations <sup>b</sup>	956	62.4	2.1	35.5
Bribery	293	43.7	4.8	51.5
Perjury, contempt, and intimidation	535	47.7	4.9	47.5
National defense	713	33.8	20.3	45.9
Escape	2,199	41.2	37.2	21.6
Racketeering and extortion	3,300	44.6	4.3	51.1
Nonviolent sex offenses	2,863	59.4	4.1	36.5
Gambling	203	52.7	1.0	46.3
Liquor offenses	18	33.3	61.1	5.6
Obscene material <sup>b</sup>	35	48.6	0	51.4
Traffic	209	16.3	83.3	0.5

Filed in United States v. Orozco-Acosta,  
No. 09-50192 archived on May 28, 2010

**Table 2.2. Disposition of suspects in matters concluded, by offense, October 1, 2005 - September 30, 2006 (cont.)**

Most serious offense investigated	Number	Percent of suspects in criminal matters concluded		
		Prosecuted in U.S. district court	Disposed by U.S. magistrates	Declined
Wildlife	426	48.8	26.3	24.9
Environmental	11	36.4	0.0	63.6
Conspiracy, aiding and abetting, and jurisdictional offenses	3,857	28.1	66.9	5.0
All other offenses <sup>b</sup>	1,001	33.1	11.6	55.3
<b>Weapon offenses</b>	12,887	68.8 %	3.5 %	27.7 %
<b>Immigration offenses</b>	36,226	50.6 %	47.6 %	1.8 %

<sup>^</sup> Too few cases to obtain statistically reliable data.

<sup>a</sup>Includes 1,063 suspects for whom an offense category could not be determined. These include 566 prosecuted in U.S. district court, 143 disposed by U.S. magistrates, and 354 that were declined.

<sup>b</sup>In this table, "Murder" include nonnegligent manslaughter; "Sexual abuse" includes only violent sex offenses; "Fraud" exclude tax fraud; "Larceny" excludes transportation of stolen property; "Other property offenses" exclude fraudulent property offenses and include destruction of property and trespassing; "Tax law violations" include tax fraud; "Obscene material" denotes the mail or transport thereof; and "All other offenses" include offenses with unclassifiable offense type.

Source: Executive Office for U.S. Attorneys, National LIONS system file

Cited in United States v. Orozco-Acosta,  
No. 09-50192 archived on May 28, 2010



**Table 2.3. Suspects in criminal matters declined by U.S. attorneys, by basis of declination, October 1, 2005 - September 30, 2006**

Basis for declination	Suspects in criminal matters declined by U.S. attorneys	
	Number	Percent <sup>a</sup>
<b>Total declinations<sup>b</sup></b>	29,677	100 %
<b>No crime</b>	6,837	23.4 %
No true bill returned	15	0.1
No federal offense	1,436	4.9
Lack of criminal intent	5,386	18.4
<b>Referred or handled in other prosecution</b>	6,009	20.6 %
Removed	1,388	4.8
Prosecuted on other charges	941	3.2
Prosecuted by other authorities	3,680	12.6
<b>Alternative resolution</b>	865	3.0 %
Restitution	71	0.2
Civil or administrative alternative	363	1.2
Pretrial diversion	431	1.5
<b>Suspect-related reasons</b>	848	2.9 %
Suspect serving sentence	93	0.3
No known suspect	378	1.3
Suspect a fugitive	69	0.2
Suspect deceased	234	0.8
Suspect deported	74	0.3
<b>Case-related reasons</b>	8,553	29.3 %
Stale case	536	1.8
Weak evidence	7,291	25.0
Statute of limitations exceeded	200	0.7
Jurisdiction or venue problems	262	0.9
Witness problems	264	0.9
<b>All other reasons</b>	6,094	20.9 %
Minimal federal interest	895	3.1
Petite policy	179	0.6
Lack of resources	1,048	3.6
DOJ policy	367	1.3
U.S. attorney policy	790	2.7
Agency request	2,520	8.6
Juvenile suspect	37	0.1
Offender's health, age, prior record, or other personal circumstances	102	0.3
Suspect's cooperation	156	0.5

<sup>a</sup>Percent based on suspects for whom a basis for declination could be determined.

<sup>b</sup>Includes 471 suspects for whom basis for declination could not be determined.

**Table 3.1. Defendants released at any time prior to case disposition, by offense, October 1, 2005 - September 30, 2006**

Most serious offense charged	Number of defendants		Percent released
	All defendants	Released	
<b>All offenses<sup>a</sup></b>	82,653	30,289	36.6 %
<b>Violent offenses</b>	3,076	984	32.0 %
Murder <sup>b</sup>	287	90	31.4
Negligent manslaughter	4	1	^
Assault	802	468	58.4
Robbery	1,369	189	13.8
Sexual abuse <sup>b</sup>	471	214	45.4
Kidnapping	111	17	15.3
Threats against the President	32	5	15.6
<b>Property offenses</b>	13,468	9,754	72.4 %
Fraudulent	11,112	8,013	72.1 %
Embezzlement	769	750	97.5
Fraud <sup>b</sup>	9,076	6,395	70.5
Forgery	67	52	77.6
Counterfeiting	1,200	816	68.0
Other	2,356	1,741	73.9 %
Burglary	59	22	37.3
Larceny <sup>b</sup>	1,765	1,399	79.3
Motor vehicle theft	100	29	29.0
Arson and explosives	178	102	57.3
Transportation of stolen property	121	87	71.9
Other property offenses <sup>c</sup>	133	102	76.7
<b>Drug offenses</b>	28,097	10,200	36.3 %
Trafficking	25,485	8,855	34.7
Possession and other drug offenses	2,612	1,345	51.5
<b>Public-order offenses</b>	6,888	4,839	70.3 %
Regulatory	1,301	959	73.7 %
Agriculture	3	3	^
Antitrust	23	23	100.0
Food and drug	44	41	93.2
Transportation	153	122	79.7
Civil rights	74	68	91.9
Communications	29	27	93.1
Custom laws	50	41	82.0
Postal laws	132	128	97.0
Other regulatory offenses	793	506	63.8
Other	5,587	3,880	69.4 %
Tax law violations <sup>b</sup>	508	484	95.3
Bribery	127	115	90.6
Perjury, contempt, and intimidation	231	155	67.1
National defense	105	52	49.5
Escape	495	76	15.4
Racketeering and extortion	884	472	53.4
Gambling	12	12	100.0
Liquor offenses	15	10	66.7
Nonviolent sex offenses	1,195	784	65.6
Obscene material <sup>b</sup>	32	29	90.6
Traffic offenses	1,392	1,231	88.4
Wildlife	130	121	93.1
Environmental	23	23	100.0
All other offenses <sup>b</sup>	438	316	72.1

Cited in United States v. Orozco-Acosta,  
No. 09-50192 archived on May 28, 2010

**Table 3.1. Defendants released at any time prior to case disposition, by offense, October 1, 2005 - September 30, 2006 (cont.)**

Most serious offense charged	Number of defendants		Percent released
	All defendants	Released	
<b>Weapons offenses</b>	7,709	2,829	36.7 %
<b>Immigration offenses</b>	23,229	1,605	6.9 %

Note: Released defendants include some defendants who were also detained prior to trial. Data describes defendants whose pretrial services were terminated during fiscal year 2006. Total also includes defendants for whom release status data were unavailable. Percentages in these tables are not directly comparable to those in the 1993 and prior reports.

<sup>^</sup> Too few cases to obtain statistically reliable data.

<sup>a</sup> Includes 186 defendants for whom an offense category could not be determined, 68 of whom were released.

<sup>b</sup> In this table, "Murder" includes nonnegligent manslaughter; "Sexual abuse" includes only violent sex offenses; "Fraud" excludes tax fraud; "Larceny" excludes transportation of stolen property; "Other property offenses" exclude fraudulent property offenses and include destruction of property and trespassing; "Tax law violations" include tax fraud; "Obscene material" denotes the mail or transport thereof; and "All other offenses" include offenses with unclassifiable offense type.

Source: Administrative Office of the U.S. Courts Pretrial Services Act Information System, fiscal year.

*Cited in United States v. Orozco-Acosta,  
No. 09-50192 archived on May 28, 2010*

**Table 3.2. Defendants released at any time prior to case disposition, by defendant characteristics, October 1, 2005 - September 30, 2006**

Defendant characteristics	Of defendants released at any time prior to case disposition--		
	Number of defendants released	All defendants	Percent released
<b>All defendants<sup>a</sup></b>	30,289	82,653	36.6 %
<b>Gender</b>			
Male	22,200	70,406	31.5 %
Female	8,002	12,089	66.2
<b>Race</b>			
White	17,580	56,359	31.2 %
Black/African American	7,362	18,069	40.7
American Indian/Alaska Native	746	1,480	50.4
Asian/Native Hawaiian/ Other Pacific Islander	1,032	1,867	55.3
<b>Hispanic origin</b>			
Hispanic/Latino	5,314	37,373	14.2 %
Non-Hispanic/Latino	21,401	40,692	52.6
<b>Age</b>			
Under 19 years	233	659	35.4 %
19-20	3,258	3,258	36.8
21-30	9,663	31,039	31.1
31-40	8,117	25,825	32.2
Over 40	10,754	21,635	49.7
<b>Education</b>			
Less than high school graduate	7,389	24,197	30.5 %
High school graduate	10,174	19,183	53.0
Some college	6,799	10,145	67.0
College graduate	3,562	4,627	77.0
<b>Employment status at arrest</b>			
Unemployed	10,955	29,767	36.8 %
Employed	17,338	30,291	57.2
<b>Criminal record</b>			
No conviction or arrest <sup>b</sup>	11,099	18,816	59.0 %
Misdemeanor conviction only	6,657	14,364	46.3
Felony conviction			
Nonviolent	4,856	20,983	23.1
Violent	2,934	15,477	19.0
<b>Number of prior convictions</b>			
1	5,049	13,580	37.2 %
2 to 4	5,768	20,487	28.2
5 or more	3,630	16,757	21.7
<b>Criminal justice status</b>			
Not under supervision	23,289	47,185	49.4 %
Pretrial release	1,516	3,281	46.2
Probation	1,413	4,759	29.7
Parole	238	1,913	12.4

Cited in United States v. Orozco-Acosta,  
No. 09-50192 archived on May 28, 2010

**Table 3.2. Defendants released at any time prior to case disposition, by defendant characteristics, October 1, 2005 - September 30, 2006 (cont.)**

Defendant characteristics	Of defendants released at any time prior to case disposition--		
	Number of defendants released	All defendants	Percent released
<b>Court appearance history</b>			
No prior arrests	11,416	22,253	51.3 %
Failure to appear			
None	14,964	45,993	32.5
1	1,839	6,308	29.2
2 or more	1,976	7,855	25.2
<b>Drug abuse</b>			
No known abuse	14,456	28,129	51.4 %
Drug history	9,711	21,453	45.3

Note: Released defendants include some defendants who were also detained prior to trial. Data describes defendants whose pretrial services were terminated during fiscal year 2006.

<sup>a</sup>Includes defendants for whom characteristics could not be determined and for whom release status data were unavailable.

<sup>b</sup>Includes only defendants whose PSA records explicitly show no prior arrest or conviction.

Source: Administrative Office of the U.S. Courts Pretrial Services Act Information System, fiscal year.

*Cited in United States v. Orozco-Acosta,  
No. 09-50192 archived on May 28, 2010*

**Table 3.3. Behavior of federal defendants released to the community pending trial, by offense, October 1, 2005 - September 30, 2006**

Most serious offense charged	Number of released defendants	Percent of released defendants who had--				
		Violations while on release				
		No violation	At least one violation	Failed to appear	Technical violations of bail conditions	Release revoked
<b>All offenses*</b>	30,289	78.5 %	21.5 %	4.5 %	19.2 %	8.7 %
<b>Violent offenses</b>	984	74.8 %	25.2 %	5.4 %	21.5 %	12.8 %
<b>Property offenses</b>	9,754	85.6 %	14.4 %	3.0 %	11.7 %	5.4 %
Fraudulent offenses	8,013	85.7	14.3	2.8	11.2	5.3
Other property offenses	1,741	85.0	15.0	3.6	13.9	5.7
<b>Drug offenses</b>	10,200	69.3 %	30.7 %	6.1 %	29.4 %	12.2 %
<b>Public-order offenses</b>	4,839	91.5 %	8.5 %	2.3 %	6.8 %	2.4 %
Regulatory offenses	959	91.2	8.8	1.0	8.0	1.7
Other public-order offenses	3,880	91.5	8.5	2.6	6.5	2.6
<b>Weapon offenses</b>	2,829	65.1 %	34.9 %	6.7 %	32.3 %	16.4 %
<b>Immigration offenses</b>	1,605	80.4 %	19.6 %	5.5 %	17.4 %	8.3 %

Note: Data describe defendants whose pretrial services were terminated during fiscal year 2006. A defendant with more than one type of violation appears in more than one column. A defendant with more than one of the same type of violation appears only once in that column. Therefore, the sum of individual violations exceeds the total. Not all violations resulted in revocation.

\*Includes 68 defendants for whom an offense category could not be determined.

Source: Administrative Office of the U.S. Courts Pretrial Services Act Information System, fiscal year.

**Table 4.1. Defendants in criminal cases commenced, by offense, October 1, 2005 - September 30, 2006**

Most serious offense charged	Defendants in cases commenced in fiscal year 2006	
	Number	Percent
<b>All offenses</b>	87,650	100 %
<b>Felonies</b>	77,550	88.5 %
<b>Violent offenses</b>	2,823	3.2 %
Murder*	184	0.2
Negligent manslaughter	2	--
Assault	609	0.7
Robbery	1,344	1.5
Sexual abuse*	516	0.6
Kidnapping	137	0.2
Threats against the President	31	--
<b>Property offenses</b>	12,893	14.7 %
Fraudulent	11,081	12.6 %
Embezzlement	611	0.7
Fraud*	9,058	10.3
Forgery	49	0.1
Counterfeiting	1,363	1.6
Other	1,812	2.1 %
Burglary	40	--
Larceny*	1,094	1.4
Motor vehicle theft	27	--
Arson and explosives	289	0.3
Transportation of stolen property	165	0.2
Other property offenses*	97	0.1
<b>Drug offenses</b>	28,955	33.0 %
Trafficking	28,865	32.9
Possession and other drug offenses	90	0.1
<b>Public-order offenses</b>	6,435	7.3 %
Regulatory	895	1.0 %
Agriculture	1	--
Antitrust	32	--
Food and drug	26	--
Transportation	143	0.2
Civil rights	88	0.1
Communications	107	0.1
Custom laws	43	--
Postal laws	32	--
Other regulatory offenses	423	0.5
Other	5,540	6.3 %
Tax law violations*	513	0.6
Bribery	176	0.2
Perjury, contempt, and intimidation	384	0.4
National defense	107	0.1
Escape	637	0.7
Racketeering and extortion	1,949	2.2
Gambling	61	0.1
Nonviolent sex offenses	1,412	1.6
Obscene material*	23	--
Traffic offenses	33	--
Wildlife	69	0.1
Environmental	30	--
All other felonies*	146	0.2

Cited in United States v. Orozco-Acosta,  
No. 09-50192 archived on May 28, 2010

**Table 4.1. Defendants in criminal cases commenced, by offense,  
October 1, 2005 - September 30, 2006 (cont.)**

Most serious offense charged	Defendants in cases commenced in fiscal year 2006	
	Number	Percent
<b>Weapons offenses</b>	9,207	10.5 %
<b>Immigration offenses</b>	17,237	19.7 %
<b>Misdemeanors*</b>	10,100	11.5 %
Fraudulent property offenses	826	0.9
Larceny	1,559	1.8
Drug possession*	1,751	2.0
Immigration	241	0.3
Traffic offenses	3,578	4.1
Other misdemeanors	2,145	2.4

-- Less than 0.5%.

\*In this table, "Murder" includes nonnegligent manslaughter; "Sexual abuse" includes only violent sex offenses; "Fraud" excludes tax fraud; "Larceny" excludes transportation of stolen property; "Other property offenses" exclude fraudulent property offenses and include destruction of property and trespassing; "Tax law violations" include tax fraud; "Obscene material" denotes the mail or transport thereof; "All other felonies" include felonies with unclassifiable offense type; "Misdemeanors" include misdemeanors, petty offenses, and unknown offense levels, and "Drug possession" also includes other drug misdemeanors.

Source: Administrative Office of the U.S. Courts criminal master file, fiscal year.

*Cited in United States v. Orozco-Acosta,  
No. 09-50192 archived on May 28, 2010*



**Table 4.2. Federal criminal case dispositions, by offense, October 1, 2005 - September 30, 2006**

Most serious offense charged	Defendants in criminal cases terminating during fiscal year 2006										
	Total	Percent convicted	Convicted					Not convicted			
			Total	Guilty plea	Nolo contendere	Trial		Total	Dis-missed	Trial	
						Jury	Non-jury			Jury <sup>a</sup>	Non-jury
<b>All offenses</b>	88,094	90.7 %	79,904	76,300	478	2,884	242	8,190	7,662	412	116
<b>Felonies</b>	79,172	93.2 %	73,804	70,732	66	2,863	143	5,368	4,901	404	63
<b>Violent offenses</b>	2,813	92.3 %	2,597	2,384	7	199	7	216	174	40	2
Murder <sup>b</sup>	207	84.5	175	149	2	24	0	32	25	7	0
Negligent manslaughter	3	^	2	2	0	0	0	1	1	0	0
Assault	618	88.7	548	493	0	52	3	70	56	13	1
Robbery	1,371	96.2	1,319	1,249	4	64	2	52	42	9	1
Sexual abuse <sup>b</sup>	457	91.5	418	379	0	38	1	39	30	9	0
Kidnapping	125	86.4	108	89	0	18	1	17	16	1	0
Threats against the President	32	84.4	27	23	1	3	0	5	4	1	0
<b>Property offenses</b>	12,555	91.3 %	11,468	11,011	11	426	20	1,087	997	76	14
Fraudulent	10,826	91.5 %	9,907	9,513	10	368	16	919	846	63	10
Embezzlement	616	94.8	584	557	1	26	32	29	3	0	0
Fraud <sup>b</sup>	8,784	91.2	8,014	7,680	9	312	13	770	706	54	10
Forgery	73	90.4	66	65	0	1	0	7	7	0	0
Counterfeiting	1,353	91.9	1,243	1,212	0	29	3	110	104	6	0
Other	1,729	90.3 %	1,561	1,498	58	4	168	151	13	4	4
Burglary	59	91.5	54	52	0	2	0	5	5	0	0
Larceny <sup>b</sup>	1,081	92.3	998	977	1	18	2	83	74	6	3
Motor vehicle theft	42	81.0	34	28	0	6	0	8	8	0	0
Arson and explosives	270	86.7	234	214	0	20	0	36	28	7	1
Transportation of stolen property	203	87.7	178	169	0	9	0	25	25	0	0
Other property offenses <sup>b</sup>	74	85.1	63	58	0	3	2	11	11	0	0
<b>Drug offenses</b>	30,189	93.2 %	28,123	26,927	26	1,134	36	2,066	1,928	123	15
Trafficking	30,061	93.2	28,011	26,819	26	1,131	35	2,050	1,914	122	14
Possession and other drug offenses	128	87.5	112	108	0	3	1	16	14	1	1
<b>Public-order offenses</b>	6,327	89.8 %	5,680	5,255	7	393	25	647	567	67	13
Regulatory	876	89.8 %	787	744	0	39	4	89	77	10	2
Agriculture	1	^	1	1	0	0	0	0	0	0	0
Antitrust	24	100.0	24	24	0	0	0	0	0	0	0
Food and drug	17	94.1	16	16	0	0	0	1	1	0	0
Transportation	125	88.0	110	105	0	4	1	15	14	1	0
Civil rights	78	74.4	58	45	0	11	2	20	15	5	0
Communications	91	90.1	82	80	0	2	0	9	8	1	0
Custom laws	56	82.1	46	44	0	2	0	10	10	0	0
Postal laws	29	86.2	25	24	0	1	0	4	4	0	0
Other regulatory offenses	455	93.4	425	405	0	19	1	30	25	3	2

Cited in United States v. Orozco-Acosta, No. 09-30192 archived on May 28, 2010

**Table 4.2. Federal criminal case dispositions, by offense, October 1, 2005 - September 30, 2006 (cont.)**

Most serious offense charged	Defendants in criminal cases terminating during fiscal year 2006										
	Total	Percent convicted	Convicted					Not convicted			
			Total	Guilty plea	Nolo contendere	Trial		Total	Dis-missed	Trial	
						Jury	Non-jury			Jury <sup>a</sup>	Non-jury
Other	5,451	89.8 %	4,893	4,511	7	354	21	558	490	57	11
Tax law violations <sup>b</sup>	515	94.0	484	433	2	45	4	31	26	5	0
Bribery	159	89.3	142	136	0	6	0	17	9	8	0
Perjury, contempt, and intimidation	416	83.2	346	290	3	52	1	70	56	12	2
National defense	65	92.3	60	50	0	7	3	5	5	0	0
Escape	696	87.8	611	599	0	12	0	85	84	1	0
Racketeering and extortion	1,887	88.1	1,663	1,469	2	188	4	224	192	25	7
Gambling	110	98.2	108	107	0	0	1	2	2	0	0
Nonviolent sex offenses	1,320	93.0	1,228	1,190	0	35	3	92	88	2	2
Obscene material <sup>b</sup>	21	90.5	19	15	0	4	0	2	1	1	0
Traffic offenses	24	83.3	20	15	0	1	4	4	4	0	0
Wildlife	67	92.5	62	62	0	0	0	5	5	0	0
Environmental	31	90.3	28	27	0	1	0	3	2	1	0
All other felonies <sup>b</sup>	140	87.1	122	118	0	3	0	18	16	2	0
<b>Weapon offenses</b>	9,763	91.9 %	8,975	8,321	4	615	35	788	687	90	11
<b>Immigration offenses</b>	17,525	96.8 %	16,961	16,834	11	96	20	564	548	8	8
<b>Misdemeanors<sup>b</sup></b>	8,922	68.4 %	6,100	5,568	412	21	99	2,822	2,761	8	53
Fraudulent property offenses	800	88.8	710	700	9	0	1	90	89	1	0
Larceny	1,415	56.7	802	726	56	5	15	613	601	1	11
Drug possession <sup>b</sup>	1,515	66.5	1,008	955	35	4	14	507	497	0	10
Immigration offenses	225	97.8	220	219	0	0	1	5	5	0	0
Traffic offenses	3,090	67.7	2,092	1,858	198	1	35	998	977	2	19
Other misdemeanors	1,877	67.6	1,268	1,110	114	11	33	609	592	4	13

<sup>a</sup> Too few cases to obtain statistically reliable data.

<sup>a</sup> Includes mistrials.

<sup>b</sup> In this table, "Murder" includes nonnegligent manslaughter; "Fraud" excludes tax fraud; "Sexual abuse" includes only violent sex offenses; "Larceny" excludes transporting stolen property; "Other property offenses" exclude fraudulent property offenses and include destruction of property and trespassing; "Tax law violations" include tax fraud; "Obscene material" denotes the mail or transport thereof; "All other felonies" include felonies with unclassifiable offense type; "Misdemeanors" include misdemeanors, petty offenses, and unknown offense levels; and "Drug possession" also includes other drug misdemeanors.

Source: Administrative Office of the U.S. Courts criminal master file, fiscal year.

**Table 4.3. Criminal cases disposed by U.S. magistrates, by offense, October 1, 2005 - September 30, 2006**

Most serious offense charged	Defendants in criminal cases concluded by U.S. magistrates			
	Total	Convicted	Not convicted	Percent convicted
<b>All offenses</b>	8,597	5,861	2,736	68.2 %
<b>Violent offenses<sup>a</sup></b>	354	206	148	58.2 %
Murder	1	1	0	^
Assault	334	195	139	58.4
Robbery	9	3	6	^
Sexual abuse <sup>b</sup>	9	6	3	^
Threats against the President	1	1	0	^
<b>Property offenses</b>	2,381	1,599	782	67.2 %
Fraudulent	796	713	83	89.6 %
Embezzlement	77	68	9	88.3
Fraud <sup>b</sup>	690	623	67	90.3
Forgery	14	10	4	71.4
Counterfeiting	15	12	3	80.0
Other	1,585	886	699	55.9 %
Burglary	4	4	0	^
Larceny <sup>b</sup>	1,397	795	602	56.9
Motor vehicle theft	4	3	1	^
Arson and explosives	6	6	0	^
Other property offenses <sup>b</sup>	174	78	96	44.8
<b>Drug offenses</b>	1,485	990	495	66.7 %
Trafficking	132	61	71	46.2
Possession and other drug offenses	1,353	929	424	68.7
<b>Public-order offenses</b>	4,117	2,846	1,271	69.1 %
Regulatory	403	309	94	76.7 %
Agriculture	2	1	1	^
Antitrust	0	0	0	^
Food and drug	19	19	0	100.0
Transportation	33	30	3	90.9
Civil rights	8	7	1	^
Communications	7	6	1	^
Customs laws	4	4	0	^
Postal laws	57	51	6	89.5
Other regulatory offenses	273	191	82	70.0
Other	3,714	2,537	1,177	68.3 %
Tax law violations <sup>b</sup>	50	47	3	94.0
Bribery	9	8	1	^
Perjury, contempt, and intimidation	11	9	2	81.8
National defense	10	5	5	^
Escape	41	15	26	36.6
Racketeering and extortion	5	5	0	^
Non-violent sex offenses	6	6	0	^
Wildlife	206	191	15	92.7
Environmental	1	0	1	^
Traffic offenses	3,013	2,045	968	67.9
Liquor offenses	12	12	0	100.0
All other felonies <sup>b</sup>	350	194	156	55.4

*Cited in United States v. Orozco-Acosta,  
No. 09-50192 archived on May 28, 2010*

**Table 4.3. Criminal cases disposed by U.S. magistrates, by offense,  
October 1, 2005 - September 30, 2006 (cont.)**

Most serious offense charged	Defendants in criminal cases concluded by U.S. magistrates			
	Total	Convicted	Not convicted	Percent convicted
<b>Weapon offenses</b>	68	35	33	51.5 %
<b>Immigration offenses</b>	192	185	7	96.4 %

^ Too few cases to obtain statistically reliable data.

<sup>a</sup>May include some nonviolent offenses.

<sup>b</sup>In this table, "Sexual abuse" includes only violent sex offenses; "Fraud" excludes tax fraud; "Larceny" excludes transportation of stolen property; "Other property offenses" exclude fraudulent property offenses and include destruction of property and trespassing; "Tax law violations" include tax fraud; and "All other offenses" include offenses with unclassifiable offense type.

Source: Administrative Office of the U.S. Courts criminal master file, fiscal year.

*Cited in United States v. Orozco-Acosta,  
No. 09-50192 archived on May 28, 2010*

**Table 4.4. Characteristics of convicted offenders, October 1, 2005 - September 30, 2006**

Offender characteristics	Number of convicted offenders	Percent with certain characteristics
<b>All federal offenders*</b>	79,904	100 %
<b>Gender</b>		
Male	58,493	86.8 %
Female	8,904	13.2
<b>Race</b>		
White	45,442	70.3 %
Black/African American	16,427	25.4
American Indian/Alaska Native	1,146	1.8
Asian/Native Hawaiian/ Other Pacific Islander	1,380	2.1
Other	227	0.4
<b>Hispanic origin</b>		
Hispanic/Latino	28,413	47.6 %
Non-Hispanic/Latino	31,224	52.4
<b>Age</b>		
16-18 years	292	0.4 %
19-20	2,444	3.6
21-30	24,976	37.2
31-40	21,453	31.9
Over 40	18,706	26.8
<b>Citizenship</b>		
U.S. citizen	41,483	62.7 %
Non-U.S. citizen	24,634	37.3
<b>Education</b>		
Less than high school graduate	30,664	48.9 %
High school graduate	18,673	29.8
Some college	9,815	15.7
College graduate	3,556	5.7
<b>Criminal record</b>		
No convictions	24,289	35.3 %
Prior adult convictions	44,492	64.7

\*Includes offenders for whom these characteristics could not be determined.

Source: Administrative Office of the U.S. Courts criminal master file, fiscal year.

**Table 5.1. Sentence types for offenders sentenced in criminal cases terminated, by offense, October 1, 2005 - September 30, 2006**

Most serious offense of conviction	Total offenders sentenced <sup>a</sup>	Percent of offenders convicted and sentenced to--		
		Incarceration <sup>b</sup>	Probation <sup>c</sup>	Fine only
<b>All offenses<sup>d</sup></b>	79,904	79.7 %	12.8 %	2.9 %
<b>Felonies</b>	73,009	85.6 %	9.5 %	0.4 %
<b>Violent offenses</b>	2,452	94.2 %	4.8 %	0.1 %
Murder <sup>e</sup>	146	95.9	2.7	0
Negligent manslaughter	1	^	^	^
Assault	514	86.8	9.9	0.4
Robbery	1,323	97.5	2.4	0
Sexual abuse <sup>e</sup>	366	93.2	7.1	0
Kidnapping	72	95.8	2.8	0
Threats against the President	30	80.0	10.0	0
<b>Property offenses</b>	11,303	60.0 %	30.9 %	0.8 %
Fraudulent	9,906	60.4 %	29.8 %	0.8 %
Embezzlement	544	54.2	40.6	0.7
Fraud <sup>e</sup>	8,280	60.5	29.6	0.8
Forgery	50	40.0	58.0	0
Counterfeiting	1,032	64.4	29.5	0.8
Other	1,397	56.8 %	38.7 %	0.3 %
Burglary	49	81.6	18.4	0
Larceny <sup>e</sup>	935	46.4	48.3	0.3
Motor vehicle theft	32	84.4	9.4	0
Arson and explosives	187	83.4	13.4	0.5
Transportation of stolen property	142	76.1	21.1	0
Other property offenses <sup>e</sup>	52	55.8	42.3	0
<b>Drug offenses</b>	27,361	92.9 %	3.9 %	0.3 %
Trafficking	27,187	93.1	3.8	0.3
Possession and other drug offenses	174	60.3 %	30.5 %	1.7 %
<b>Public-order offenses</b>	6,045	74.1 %	21.5 %	0.9 %
Regulatory	805	49.2 %	41.7 %	3.5 %
Agriculture	1	^	^	^
Antitrust	24	33.3	45.8	20.8
Food and drug	30	36.7	53.3	10.0
Transportation	101	46.5	43.6	5.0
Civil rights	58	70.7	24.1	1.7
Communications	95	34.7	65.3	0
Custom laws	56	32.1	46.4	8.9
Postal laws	28	14.3	78.6	3.6
Other regulatory offenses	412	56.6	34.2	1.9
Other	5,240	78.0 %	18.4 %	0.5 %
Tax law violations <sup>e</sup>	503	66.4	31.0	0.8
Bribery	128	58.6	35.9	2.3
Perjury, contempt, and intimidation	300	75.7	21.0	0.3
National defense	46	63.0	26.1	8.7
Escape	1,010	64.1	27.6	0.4
Racketeering and extortion	1,660	84.7	11.8	0.4
Gambling	92	32.6	58.7	0
Nonviolent sex offenses	1,277	96.8	2.7	0.2
Obscene material <sup>e</sup>	16	75.0	25.0	0
Traffic offenses	19	84.2	10.5	5.3

Cited in United States v. Orozco-Acosta,  
 No. 09-50192 archived on May 28, 2010

**Table 5.1. Sentence types for offenders sentenced in criminal cases terminated, by offense, October 1, 2005 - September 30, 2006 (cont.)**

Most serious offense of conviction	Total offenders sentenced <sup>a</sup>	Percent of offenders convicted and sentenced to--		
		Incarceration <sup>b</sup>	Probation <sup>c</sup>	Fine only
Wildlife	49	30.6	65.3	0
Environmental	26	30.8	69.2	0
All other felonies <sup>e</sup>	114	43.9	57.9	0
<b>Weapon offenses</b>	8,831	92.9 %	5.8 %	0.2 %
<b>Immigration offenses</b>	17,017	90.0 %	2.7 %	0.2 %
<b>Misdemeanors<sup>e</sup></b>	6,895	17.3 %	47.6 %	29.7 %
Fraudulent property offenses	845	25.8	47.5	5.1
Larceny	862	11.3	57.7	28.9
Drug possession <sup>e</sup>	971	21.4	63.9	12.4
Immigration offenses	450	60.9	14.4	3.6
Traffic offenses	2,190	6.2	40.8	52.0
Other misdemeanors	1,577	16.5	51.2	30.4

<sup>^</sup> Too few cases to obtain statistically reliable data.

<sup>a</sup>Includes offenders receiving incarceration, probation, split or mixed sentences, and fines. Not represented in the percentage columns, but also included in the totals, are offenders receiving deportation, suspended sentences, sealed sentences, imprisonment of four days or less, and no sentences.

<sup>b</sup>All sentences to incarceration, including split, mixed, life, and indeterminate.

<sup>c</sup>Includes offenders with split and mixed sentences.

<sup>d</sup>Total includes offenders whose sentence could not be determined.

<sup>e</sup>In this table, "Murder" includes non-negligent manslaughter; "Sexual abuse" includes only violent sex offenses; "Fraud" excludes tax fraud; "Larceny" excludes transportation of stolen property; "Other property offenses" exclude fraudulent property offense and include destruction of property and trespassing; "Tax law violations" include tax fraud; "Obscene material" denotes the mail or transport thereof; "All other felonies" include felonies with unclassifiable offense type; "Misdemeanors" include misdemeanors, petty offenses, and unknown offense levels; and "Drug possession" also includes other drug misdemeanors.

Source: Administrative Office of the U.S. Courts criminal master file, fiscal year.

**Table 5.2. Type and length of federal sentences imposed, by offense, October 1, 2005 - September 30, 2006**

Most serious offense of conviction	Offenders convicted and sentenced in criminal cases that terminated during fiscal year 2006					
	Number				Sentence length	
	Total <sup>a</sup>	Incarceration <sup>b</sup>	Probation <sup>c</sup>	Fine	Incarceration <sup>d</sup>	Probation <sup>d</sup>
<b>All offenses<sup>e</sup></b>	79,904	63,699	10,230	2,314	63.7 mo	32.9 mo
<b>Felonies</b>	73,009	62,506	6,947	269	64.8 mo	39.1 mo
<b>Violent offenses</b>	2,452	2,311	118	2	108.0 mo	44.4 mo
Murder <sup>f</sup>	146	140	4	0	123.6	^
Negligent manslaughter	1	1	0	0	^	...
Assault	514	446	51	2	53.0	43.9
Robbery	1,323	1,290	32	0	104.8	42.0
Sexual abuse <sup>f</sup>	366	341	26	0	176.2	50.7
Kidnapping	72	69	2	0	198.9	^
Threats against the President	30	24	3	0	20.6	^
<b>Property offenses</b>	11,303	6,781	3,493	85	30.2 mo	38.4 mo
Fraudulent	9,906	5,987	2,952	81	29.2 mo	38.2 mo
Embezzlement	544	295	221	4	19.2	37.8
Fraud <sup>f</sup>	8,280	5,007	2,338	69	30.5	38.3
Forgery	50	40	29	0	17.2	43.9
Counterfeiting	1,032	665	304	8	24.3	37.0
Other	1,397	794	541	4	37.3 mo	39.7 mo
Burglary	49	40	9	0	30.5	^
Larceny <sup>f</sup>	935	434	452	3	18.5	40.2
Motor vehicle theft	32	27	3	0	43.4	^
Arson and explosives	187	156	25	1	96.0	38.9
Transportation of stolen property	142	108	30	0	34.6	38.9
Other property offenses <sup>f</sup>	52	29	22	0	19.7	33.3
<b>Drug offenses</b>	27,361	25,425	1,075	84	87.2 mo	42.2 mo
Trafficking	27,187	25,320	1,022	81	87.3	42.6
Possession and other drug offenses	174	105	53	3	47.8	33.6
<b>Public-order offenses</b>	6,045	4,481	1,299	55	59.3 mo	38.4 mo
Regulatory	805	396	336	28	37.7 mo	39.4 mo
Agriculture	1	1	0	0	--	...
Antitrust	24	8	11	5	--	44.7
Food and drug	30	11	16	3	22.0	29.3
Transportation	101	47	44	5	42.9	60.6
Civil rights	58	41	14	1	68.6	31.9
Communications	95	33	62	0	24.1	41.6
Custom laws	56	18	26	5	31.2	37.4
Postal laws	28	4	22	1	--	31.1
Other regulatory offenses	412	233	141	8	36.2	35.1
Other	5,240	4,085	963	27	61.4 mo	38.1 mo
Tax law violations <sup>f</sup>	503	334	156	4	25.5	37.6
Bribery	128	75	46	3	35.7	33.1
Perjury, contempt, and intimidation	300	227	63	1	60.7	36.6
National defense	46	29	12	4	160.8	33.0
Escape	1,010	647	279	4	21.0	35.5
Racketeering and extortion	1,660	1,406	196	7	74.6	36.4

Cited in United States v. Grozco-Acosta  
No. 09-50192 archived on May 28, 2010



**Table 5.2. Type and length of federal sentences imposed, by offense, October 1, 2005 - September 30, 2006 (cont.)**

Most serious offense of conviction	Offenders convicted and sentenced in criminal cases that terminated during fiscal year 2006					
	Number				Sentence length	
	Total <sup>a</sup>	Incarceration <sup>b</sup>	Probation <sup>c</sup>	Fine only	Incarceration <sup>d</sup>	Probation <sup>d</sup>
Gambling	92	30	54	0	11.4	30.7
Nonviolent sex offenses	1,277	1,236	35	3	80.6	80.5
Obscene material <sup>f</sup>	16	12	4	0	87.1	^
Traffic offenses	19	16	2	1	26.6	^
Wildlife	49	15	32	0	14.9	36.3
Environmental	26	8	18	0	--	33.0
All other felonies <sup>f</sup>	114	50	66	0	25.5	46.8
<b>Weapon offenses</b>	8,831	8,201	511	17	88.4 mo	39.6 mo
<b>Immigration offenses</b>	17,017	15,307	451	26	25.9 mo	36.5 mo
<b>Misdemeanors<sup>f</sup></b>	6,895	1,193	3,283	2,045	5.1 mo	19.7 mo
Fraudulent property offense	845	218	401	43	2.9	27.4
Larceny	862	97	497	249	6.5	21.7
Drug possession <sup>f</sup>	971	208	620	120	7.1	16.7
Immigration offenses	450	274	65	16	5.1	17.5
Traffic offenses	2,190	136	893	1,138	3.1	14.1
Other misdemeanors	1,577	269	807	479	5.8	23.4

<sup>^</sup> Too few cases to obtain statistically reliable data.

...No cases of this type occurred in the data.

--Less than 0.5%.

<sup>a</sup>Total may not equal the sum of individual sanctions. The sum may exceed the total because split and mixed sentences are counted in incarceration and probation. Alternatively, the total may exceed the sum as the total includes offenders receiving deportation, suspended sentences, sealed sentences, imprisonment of four days or less, and no sentences.

<sup>b</sup>All sentences to incarceration, including split, mixed, life, and indeterminate sentences.

<sup>c</sup>Includes offenders with split and mixed sentences.

<sup>d</sup>Excludes life, death, and indeterminate sentences.

<sup>e</sup>Total includes offenders whose sentence could not be determined.

<sup>f</sup>In this table, "Murder" includes nonnegligent manslaughter; "Sexual abuse" includes only violent sex offenses; "Fraud" excludes tax fraud; "Larceny" excludes transportation of stolen property; "Other property offenses" exclude fraudulent property offenses and include destruction of property and trespassing; "Tax law violations" include tax fraud; "Obscene material" denotes the mail or transport thereof; "All other felonies" include felonies with unclassifiable offense type; "Misdemeanors" include misdemeanors, petty offenses, and unknown offense levels; and "Drug possession" also includes other drug misdemeanors.

Source: Administrative Office of the U.S. Courts criminal master file, fiscal year.

**Table 5.3. Federal offenders sentenced to incarceration, by offender characteristics, October 1, 2005 - September 30, 2006**

Offender characteristics	Number of offenders	Percent of convicted offenders
<b>All offenders*</b>	79,904	79.7 %
<b>Gender</b>		
Male	58,493	87.0 %
Female	8,904	63.4
<b>Race</b>		
White	45,442	85.2 %
Black/African American	16,427	85.8
American Indian/Alaska Native/Asian/ Native Hawaiian/Other Pacific Islander	1,146	84.0
Other	227	73.6
<b>Hispanic origin</b>		
Hispanic/Latino	28,413	67.8
Non-Hispanic/Latino	31,224	90.2 %
<b>Age</b>		
Under 19 years	292	80.1 %
19-20	2,444	91.2
21-30	24,973	86.3
31-40	21,456	86.0
Over 40	18,006	78.7
<b>Citizenship</b>		
U.S. citizen	41,483	82.1 %
Non-U.S. citizen	24,634	89.5
<b>Education</b>		
Less than high school graduate	30,664	90.4 %
High school graduate	18,673	84.1
Some college	9,815	76.7
College graduate	3,556	67.6
<b>Criminal record</b>		
No convictions	24,289	73.7 %
Prior adult convictions	44,492	88.1

Note: By definition, corporations are excluded from the offender characteristics reported. Offenders serving life sentences and indeterminate sentences are included. Offenders are classified by the most serious offense of conviction. The percentages in this table report the percent of convicted persons having a particular characteristic who were incarcerated. For example, 87% of all convicted males were incarcerated. Offender characteristics are not comparable to the 1993 and prior reports.

\*Includes corporations and offenders for whom offenses or characteristics are unknown.

Source: Administrative Office of the U.S. Courts criminal master file, fiscal year.

**Table 5.4. Average incarceration sentence lengths imposed, by offense and offender characteristics, October 1, 2005 - September 30, 2006**

Offender characteristic	Mean sentence length for offenders convicted of--									
	All offenses	Violent offenses	Property offenses		Drug offenses	Public-order offenses		Weapon offenses	Immigration offenses	Misdemeanor
			Fraudulent	Other		Regulatory	Other			
<b>All offenders*</b>	63.7 mo	108 mo	29.2 mo	37 mo	87.2 mo	37.7 mo	61 mo	88.4 mo	25.9 mo	5.1 mo
<b>Gender</b>										
Male	65.4 mo	112 mo	29.9 mo	42 mo	89.3 mo	40.8 mo	64 mo	88.3 mo	26.8 mo	6.2 mo
Female	38.7	72.8	22.8	15	54.0	21.1	34	65.1	17.5	4.8
<b>Race</b>										
White	53.5 mo	114 mo	27.8 mo	39 mo	73.5 mo	39.4 mo	61 mo	77.7 mo	27.0 mo	6.5 mo
Black/African American	91.8	119	29.3	33	111.5	36.9	59	98.0	33.7	6.8
American Indian/ Alaska Native	67.4	83.4	18.2	38	64.6	^	66	74.6	20.0	--
Asian/Native Hawaiian/ Other Pacific Islander	60.1	124	29.3	25	80.7	34.2	51	66.0	15.2	--
Other	69.8	^	47.5	^	82.9	^	42	112.8	27.9	...
<b>Hispanic origin</b>										
Hispanic/Latino	47.2 mo	119 mo	21.1 mo	23 mo	71.9 mo	29.3 mo	53 mo	72.0 mo	27.2 mo	6.7 mo
Non-Hispanic/Latino	79.3	110	30	39	97.8	43.1	63	92.5	24.9	6.3
<b>Age</b>										
Under 19 years	29.5 mo	76.2 mo	^ mo	^ mo	31.8 mo	... mo	^ mo	51.9 mo	13.0 mo	-- mo
19-20	43.7	69	24.7	39	50.4	^	48	66.7	15.5	6.0
21-30	61.9	98.5	23.3	37	82.3	40.1	64	82.5	21.9	6.1
31-40	65.2	114	27.7	35	92.3	35.7	60	94.2	28.6	7.6
Over 40	63.2	122	31.8	37	87.2	39.1	59	95.9	30.2	7.1
<b>Citizenship</b>										
U.S. citizen	76.9 mo	108 mo	29.5 mo	38 mo	92.6 mo	42.1 mo	62 mo	89.7 mo	19.2 mo	7.1 mo
Non-U.S. citizen	41.3	123	23.2	29	69.9	30.5	52	64.6	26.7	4.1
<b>Education</b>										
Less than high school graduate	59.8 mo	108 mo	25.7 mo	46 mo	82.9 mo	29.9 mo	59 mo	87.4 mo	27.5 mo	7.1 mo
High school graduate	75.2	108	28.7	34	93.3	30	64	88.2	27.7	7.3
Some college	64.3	109	29.3	35	81.0	50.2	61	83.6	24.9	7.2
College graduate	51.8	130	30.8	30	73.6	53.2	56	90.7	20.4	7.4
<b>Criminal record</b>										
No convictions	49.7 mo	95 mo	24.9 mo	33 mo	60.9 mo	37.7 mo	56 mo	70.7 mo	15.1 mo	7.1 mo
Prior adult convictions	68.1	113	30.6	39	101.7	37.9	67	89.9	28.1	5.2

Note: By definition, corporations are excluded from the offender characteristics reported. Excludes life sentences and indeterminate sentences. Includes prison portion of split or mixed sentences.

^Too few cases to obtain statistically reliable data.

--Less than 0.5%.

...No cases of this type occurred in the data.

\*Includes corporations and offenders for whom offenses or characteristics are unknown.

Source: Administrative Office of the U.S. Courts criminal master file, fiscal year.

**Table 6.1. Criminal appeals terminated, by type of criminal case and offense, October 1, 2005 - September 30, 2006**

Offense of conviction	Number of criminal appeals terminated						
	Total	Guidelines-based appeals					
		Pre-guideline	Total	Conviction only	Sentence only	Sentence and conviction	Other
<b>All offenses<sup>a</sup></b>	15,246	1,604	13,642	968	4,556	8,079	39
<b>Violent offenses</b>	797	95	702	44	226	431	1
Murder <sup>b</sup>	104	20	84	9	24	50	1
Assault	127	14	113	4	34	75	0
Robbery	308	29	279	14	86	179	0
Sexual abuse <sup>b</sup>	185	18	167	14	61	92	0
Kidnapping	70	14	56	3	19	34	0
Threats against the President	3	0	3	0	2	1	0
<b>Property offenses</b>	1,899	266	1,633	150	526	950	7
Fraudulent	1,588	221	1,367	120	436	805	6
Embezzlement	70	9	61	2	16	41	2
Fraud <sup>b</sup>	1,370	194	1,176	109	377	687	3
Forgery	1	0	1	0	0	1	0
Counterfeiting	147	18	129	9	43	76	1
Other	311	45	266	30	90	145	1
Burglary	8	0	8	2	4	2	0
Larceny <sup>b</sup>	150	16	134	11	52	71	0
Motor vehicle theft	52	9	43	8	12	23	0
Arson and explosives	36	10	46	4	12	30	0
Transportation of stolen property	33	7	26	1	8	16	1
Other property offenses <sup>b</sup>	12	3	9	4	2	3	0
<b>Drug offenses</b>	5,907	634	5,273	383	1,982	2,886	22
<b>Public-order offenses</b>	1,202	166	1,036	87	332	614	3
Regulatory	158	17	141	10	43	88	0
Food and drug	1	0	1	0	0	1	0
Transportation	2	0	2	1	0	1	0
Civil rights	21	3	18	0	6	12	0
Communications	19	2	17	1	2	14	0
Custom laws	3	0	3	0	1	2	0
Postal laws	12	1	11	0	6	5	0
Other regulatory offenses	4	1	3	2	1	0	0
Other	96	10	86	6	27	53	0
Tax law violations <sup>b</sup>	1,044	149	895	77	289	526	3
Bribery	135	29	106	9	26	69	2
Perjury, contempt, and intimidation	20	4	16	3	6	7	0
National defense	98	17	81	7	28	46	0
Escape	37	10	27	1	8	17	1
Racketeering and extortion	47	9	38	6	14	18	0
Gambling	319	47	272	21	74	177	0
Nonviolent sex offenses	0	0	0	0	0	0	0
Obscene material <sup>b</sup>	313	18	295	23	117	155	0
Traffic offenses	9	0	9	0	3	6	0
Wildlife	9	2	7	1	1	5	0
Environmental	3	0	3	0	1	2	0
All other offenses <sup>b</sup>	4	0	4	1	0	3	0

Cited in United States v. Orozco-Acosta, No. 09-50192 archived on May 28, 2010

**Table 6.1. Criminal appeals terminated, by type of criminal case and offense, October 1, 2005 - September 30, 2006 (cont.)**

Offense of conviction	Number of criminal appeals terminated						
	Total	Guidelines-based appeals					
		Pre-guideline	Total	Conviction only	Sentence only	Sentence and conviction	Other
Weapon offenses	50	13	37	5	11	21	0
Immigration offenses	2,321	220	2,101	189	666	1,243	3

<sup>a</sup>Total includes 394 appeals terminated for which an offense category could not be determined, of which 160 are preguideline appeals and 234 are guidelines-based appeals.

<sup>b</sup>In this table "Murder" includes nonnegligent manslaughter; "Sexual abuse" includes only violent sex offenses; "Fraud" excludes tax fraud; "Larceny" excludes transportation of stolen property; "Other property offenses" exclude fraudulent property offenses and include destruction of property and trespassing; "Tax law violations" include tax fraud; "Obscene material" denotes the mail or transport thereof; and "All other offenses" include offenses with unclassifiable offense type.

Source: Administrative Office of the U.S. Courts Court of Appeals, fiscal year.

*Cited in United States v. Orozco-Acosta,  
No. 09-50192 archived on May 28, 2010*

**Table 6.2. Disposition of criminal appeals terminated, by offense, October 1, 2005 - September 30, 2006**

Offense of conviction	Federal criminal appeals terminated on the merits								
	Total criminal appeals terminated	Total	Percent	Affirmed	Remanded or reversed	Partially affirmed	Dismissed	Other	Procedural terminations
<b>All offenses<sup>a</sup></b>	15,223	11,764	77.3 %	8,319	1,439	1,002	966	38	3,459
<b>Violent offenses</b>	786	620	78.9 %	446	92	34	44	4	166
Murder <sup>b</sup>	86	71	82.6	50	9	4	8	0	15
Assault	123	96	78.0	70	14	5	5	2	27
Robbery	327	261	79.8	186	46	12	16	1	66
Sexual abuse <sup>b</sup>	166	139	83.7	106	17	6	10	0	27
Kidnapping	79	52	65.8	33	6	7	5	1	27
Threats against the President	5	1	^	1	0	0	0	0	4
<b>Property offenses</b>	1,983	1,470	74.1 %	986	219	143	118	4	513
Fraudulent	1,605	1,169	72.8 %	783	176	104	102	4	436
Embezzlement	78	57	73.1	41	3	11	1	1	21
Fraud <sup>b</sup>	1,333	964	72.3	651	154	75	81	3	369
Forgery	10	8	^	5	1	0	2	0	2
Counterfeiting	184	140	76.1	86	18	18	18	0	44
Other	378	301	79.6 %	203	43	39	16	0	77
Burglary	6	5	^	3	2	0	0	0	1
Larceny <sup>b</sup>	192	159	82.8	99	25	24	5	0	33
Motor vehicle theft	63	50	79.4	37	6	4	3	0	13
Arson and explosives	71	53	74.6	37	6	7	0	0	18
Transportation of stolen property	41	30	73.2	23	2	4	1	0	11
Other property offenses <sup>b</sup>	5	4	^	4	0	0	0	0	1
<b>Drug offenses</b>	5,871	4,353	74.1 %	3,038	505	355	440	15	1,518
<b>Public-order offenses</b>	1,044	753	72.1 %	518	109	67	55	4	291
Regulatory	138	102	76.7 %	65	11	16	8	2	31
Antitrust	1	1	^	0	0	1	0	0	0
Food and drug	3	3	^	1	1	0	1	0	0
Transportation	20	18	90.0	11	3	4	0	0	2
Civil rights	23	22	95.7	16	0	5	1	0	1
Communications	2	1	^	1	0	0	0	0	1
Custom laws	5	1	^	1	0	0	0	0	4
Postal laws	1	1	^	0	0	0	1	0	0
Other regulatory offenses	78	55	70.5	35	7	6	5	2	23
Other	911	651	71.5 %	453	98	51	47	2	260
Tax law violations <sup>b</sup>	99	67	67.7	44	11	6	6	0	32
Bribery	31	15	48.4	13	1	1	0	0	16
Perjury, contempt, and intimidation	106	74	69.8	58	5	6	5	0	32
National defense	25	13	52.0	6	3	3	1	0	12
Escape	63	48	76.2	32	8	0	8	0	15
Racketeering and extortion	233	180	77.3	122	30	14	14	0	53
Gambling	1	0	^	0	0	0	0	0	1
Nonviolent sex offenses	280	200	71.4	143	29	19	8	1	80
Obscene material <sup>b</sup>	7	6	^	3	3	0	0	0	1
Traffic offenses	14	12	85.7	8	3	1	0	0	2
Wildlife	3	3	^	3	0	0	0	0	0
Environmental	3	0	^	0	0	0	0	0	3
All other offenses <sup>b</sup>	46	33	71.7	21	5	1	5	1	13

Cited in United States v. Orozco-Acosta,  
No. 09-50192 archived on May 28, 2010

**Table 6.2. Disposition of criminal appeals terminated, by offense, October 1, 2005 - September 30, 2006 (cont.)**

Offense of conviction	Total criminal appeals terminated	Federal criminal appeals terminated on the merits							Procedural terminations
		Total	Percent	Affirmed	Remanded or reversed	Partially affirmed	Dismissed	Other	
<b>Weapon offenses</b>	2,363	1,895	80.2 %	1,383	234	158	115	5	468
<b>Immigration offenses</b>	2,764	2,382	86.2 %	1,723	256	234	163	6	382

<sup>^</sup> Too few cases to obtain statistically reliable data.

<sup>a</sup>Total includes 412 appeals terminated for which an offense category could not be determined, of which 291 were terminated on the merits and 121 were procedural terminations.

<sup>b</sup>In this table "Murder" includes nonnegligent manslaughter; "Sexual abuse" includes only violent sex offenses; "Fraud" excludes tax fraud; "Larceny" excludes transportation of stolen property; "Other property offenses" exclude fraudulent property offenses and include destruction of property and trespassing; "Tax law violations" include tax fraud; "Obscene material" denotes the mail or transport thereof; and "All other offenses" include offenses with unclassifiable offense type.

Source: Administrative Office of the U.S. Courts Court of Appeals, fiscal year.

*Cited in United States v. Orozco-Acosta,  
No. 09-50192 archived on May 28, 2010*

**Table 6.3. Federal criminal appeals cases terminated on the merits,  
by offense, October 1, 2005 - September 30, 2006**

Most serious offense	Total	Percent of criminal appeals cases terminated on the merits				
		Affirmed	Remanded or reversed	Partially affirmed	Dismissed	Other
<b>All offenses<sup>a</sup></b>	11,764	70.7 %	12.2 %	8.5 %	8.2 %	0.3 %
<b>Violent offenses</b>	620	71.9 %	14.8 %	5.5 %	7.1 %	0.6 %
Murder <sup>b</sup>	71	70.0	12.9	5.7	11.4	0
Assault	96	72.9	14.6	5.2	5.2	2.1
Robbery	261	71.3	17.6	4.6	6.1	0.4
Sexual abuse <sup>b</sup>	139	76.3	12.2	4.3	7.2	0
Kidnapping	52	63.5	11.5	13.5	9.6	1.9
Threats against the President	1	^	^	^	^	^
<b>Property offenses</b>	1,470	67.1 %	14.9 %	9.7 %	8.0 %	0.3 %
Fraudulent	1,169	67.0 %	15.1 %	8.9 %	8.7 %	0.3 %
Embezzlement	57	71.9	5.3	19.3	1.8	1.8
Fraud <sup>b</sup>	964	67.5	16.0	7.8	8.4	0.3
Forgery	8	^	^	^	^	^
Counterfeiting	140	61.4	12.9	12.9	2.3	0
Other	301	67.4 %	14.3 %	16.0 %	5.3 %	0 %
Burglary	5	^	^	^	^	^
Larceny <sup>b</sup>	159	62.3	15.7	15.1	6.9	0
Motor vehicle theft	50	74.0	12.0	8.0	6.0	0
Arson and explosives	53	69.8	15.1	13.2	1.9	0
Transportation of stolen property	30	76.7	6.7	13.3	3.3	0
Other property offenses <sup>b</sup>	4	^	^	^	^	^
<b>Drug offenses</b>	4,353	69.8 %	11.6 %	8.2 %	10.1 %	0.3 %
<b>Public-order offenses</b>	753	68.8 %	14.5 %	8.9 %	7.3 %	0.5 %
Regulatory	102	63.7 %	10.8 %	15.7 %	7.8 %	2.0 %
Antitrust	1	^	^	^	^	^
Food and drug	3	^	^	^	^	^
Transportation	18	61.1	16.7	22.2	0	0
Civil rights	22	72.7	0	22.7	4.5	0
Communications	1	^	^	^	^	^
Custom laws	1	^	^	^	^	^
Postal laws	1	^	^	^	^	^
Other regulatory offenses	55	63.6	12.7	10.9	9.1	3.6
Other	651	69.6 %	15.1 %	7.8 %	7.2 %	0.3 %
Tax law violations <sup>b</sup>	67	65.7	16.4	9.0	9.0	0
Bribery	15	86.7	6.7	6.7	0	0
Perjury, contempt, and intimidation	74	78.4	6.8	8.1	6.8	0
National defense	13	46.2	23.1	23.1	7.7	0
Escape	48	66.7	16.7	0	16.7	0
Racketeering and extortion	180	67.8	16.7	7.8	7.8	0
Gambling	0	^	^	^	^	^
Nonviolent sex offenses	200	71.5	14.5	9.5	4.0	0.5
Obscene material <sup>b</sup>	6	^	^	^	^	^
Traffic offenses	12	66.7	25.0	8.3	0	0
Wildlife	3	^	^	^	^	^
Environmental	0	^	^	^	^	^
All other offenses <sup>b</sup>	33	63.6	15.2	3.0	15.2	3.0

Cited in *United States v. Orozco-Acosta*,  
No. 09-50192 archived on May 28, 2010



**Table 6.3. Federal criminal appeals cases terminated on the merits,  
by offense, October 1, 2005 - September 30, 2006 (cont.)**

Most serious offense	Total	Percent of criminal appeals cases terminated on the merits				
		Affirmed	Remanded or reversed	Partially affirmed	Dismissed	Other
<b>Weapon offenses</b>	1,895	73.0 %	12.3 %	8.3 %	6.1 %	0.3 %
<b>Immigration offenses</b>	2,382	72.3 %	10.7 %	9.8 %	6.8 %	0.3 %

^ Too few cases to obtain statistically reliable data.

<sup>a</sup>Total includes 291 appeals terminated on the merits for which an offense category could not be determined.

<sup>b</sup>In this table "Murder" includes nonnegligent manslaughter; "Sexual abuse" includes only violent sex offenses; "Fraud" excludes tax fraud; "Larceny" excludes transportation of stolen property; "Other property offenses" exclude fraudulent property offenses and include destruction of property and trespassing; "Tax law violations" include tax fraud; "Obscene material" denotes the mail or transport thereof; and "All other offenses" include offenses with unclassifiable offense type.

Source: Administrative Office of the U.S. Courts, Court of Appeals.

*Cited in United States v. Orozco-Acosta,  
No. 09-50192 archived on May 28, 2010*

**Table 7.1. Federal offenders under supervision, by offense,  
October 1, 2005- September 30, 2006**

Most serious offense of conviction	Total offenders under supervision		Type of supervision					
			Probation		Supervised release		Parole	
	Number	Percent	Number	Percent	Number	Percent	Number	Percent
<b>All offenses<sup>a</sup></b>	112,680	100 %	24645	100 %	85,603	100 %	2,432	100 %
<b>Felonies<sup>b</sup></b>	104,932	93.3 %	17397	70.8 %	85,105	99.5 %	2,430	100 %
<b>Violent offenses</b>	6,451	5.7 %	320	1.3 %	5,075	5.9 %	1,056	43.5 %
Murder <sup>c</sup>	529	0.5	20	0.1	268	0.3	241	9.9
Negligent manslaughter	6	--	0	0.0	5	--	1	--
Assault	712	0.6	92	0.4	527	0.6	93	3.8
Robbery	4,235	3.8	102	0.4	3,531	4.1	602	24.8
Sexual abuse <sup>c</sup>	712	0.6	93	0.4	576	0.7	43	1.8
Kidnapping	194	0.2	4	--	115	0.1	75	3.1
Threats against the President	63	0.1	9	--	53	0.1	1	--
<b>Property offenses</b>	26,902	23.9 %	9692	39.5 %	17,002	19.9 %	208	8.6 %
Fraudulent	22,653	20.1 %	7958	32.4 %	14,619	17.5 %	76	3.1 %
Embezzlement	2,067	1.8	684	2.8	1,375	1.6	8	0.3
Fraud <sup>c</sup>	18,239	16.2	6425	26.2	11,759	13.7	55	2.3
Forgery	231	0.2	104	0.4	120	0.1	7	0.3
Counterfeiting	2,116	1.9	745	3.0	1,365	1.6	6	0.2
Other	4,249	3.8 %	1734	7.1 %	2,383	2.8 %	132	5.4 %
Burglary	186	0.2	18	0.1	110	0.1	58	2.4
Larceny <sup>c</sup>	3,065	2.7	1489	6.1	1,474	1.7	42	1.7
Motor vehicle theft	291	0.3	35	0.1	242	0.3	14	0.6
Arson and explosives	369	0.3	71	0.3	288	0.3	10	0.4
Transportation of stolen property	329	0.3	97	0.4	227	0.3	5	0.2
Other property offenses <sup>c</sup>	69	0.1	24	0.1	42	--	3	0.1
<b>Drug offenses</b>	49,077	43.6 %	2673	10.9 %	45,570	53.3 %	834	34.3 %
Trafficking	44,999	40.0	2425	9.9	41,818	48.9	756	31.1
Possession and other drug offenses	4,078	3.6	248	1.0	3,752	4.4	78	3.2
<b>Public-order offenses</b>	8,232	7.3 %	2706	11.0 %	5,371	6.3 %	155	6.4 %
Regulatory	2,036	1.8 %	1115	4.5 %	901	1.1 %	20	0.8 %
Agriculture	3	--	1	--	2	--	0	0
Antitrust	22	--	13	0.1	9	--	0	0
Food and drug	54	--	33	0.1	21	--	0	0
Transportation	130	0.1	66	0.3	59	0.1	5	0.2
Civil rights	121	0.1	17	0.1	98	0.1	6	0.2
Communications	82	0.1	55	0.2	27	--	0	0
Custom laws	88	0.1	49	0.2	39	--	0	0
Postal laws	107	0.1	63	0.3	42	--	2	0.1
Other regulatory offenses	1,429	1.3	818	3.3	604	0.7	7	0.3
Other	6,196	5.5 %	1591	6.5 %	4,470	5.2 %	135	5.6 %
Tax law violations <sup>c</sup>	874	0.8	390	1.6	479	0.6	5	0.2
Bribery	284	0.3	127	0.5	155	0.2	2	0.1
Perjury, contempt and intimidation	339	0.3	118	0.5	218	0.3	3	0.1
National defense	68	0.1	22	0.1	41	--	5	0.2
Escape	255	0.2	32	0.1	211	0.2	12	0.5
Racketeering and								

Cited in United States v. Orozco-Acosta,  
No. 09-50192 archived on May 28, 2010

**Table 7.1. Federal offenders under supervision, by offense,  
October 1, 2005- September 30, 2006 (cont.)**

Most serious offense of conviction	Total offenders under supervision		Type of supervision					
			Probation		Supervised release		Parole	
	Number	Percent	Number	Percent	Number	Percent	Number	Percent
Gambling	98	0.1	66	0.3	32	--	0	0
Nonviolent sex offenses	1,492	1.3	149	0.6	1,309	1.5	34	1.4
Obscene material <sup>c</sup>	81	0.1	22	0.1	59	0.1	0	0
Wildlife	68	0.1	45	0.2	23	--	0	0
Environmental	39	--	23	0.1	16	--	0	0
All other felonies	415	0.4	193	0.8	217	0.3	5	0.2
<b>Weapon offenses</b>	10,765	9.6 %	1197	4.9 %	9,396	11.0 %	172	7.1 %
<b>Immigration offenses</b>	3,343	3.0 %	727	3.0 %	2,613	3.1 %	3	0.1 %
<b>Misdemeanors<sup>c</sup></b>	7,748	6.9 %	7248	29.5 %	498	0.6 %	2	0.1 %
Fraudulent property offenses	691	0.6	647	2.6	44	0.1	0	0
Larceny	954	0.8	897	3.7	56	0.1	1	--
Drug possession <sup>c</sup>	1,292	1.1	1149	4.7	143	0.2	0	0
Immigration misdemeanors	270	0.2	248	1.0	22	--	0	0
Traffic offenses	2,511	2.2	2432	9.9	79	0.1	0	0
Other misdemeanors	2,030	1.8	1875	7.6	54	0.2	1	--

-- Less than 0.5%.

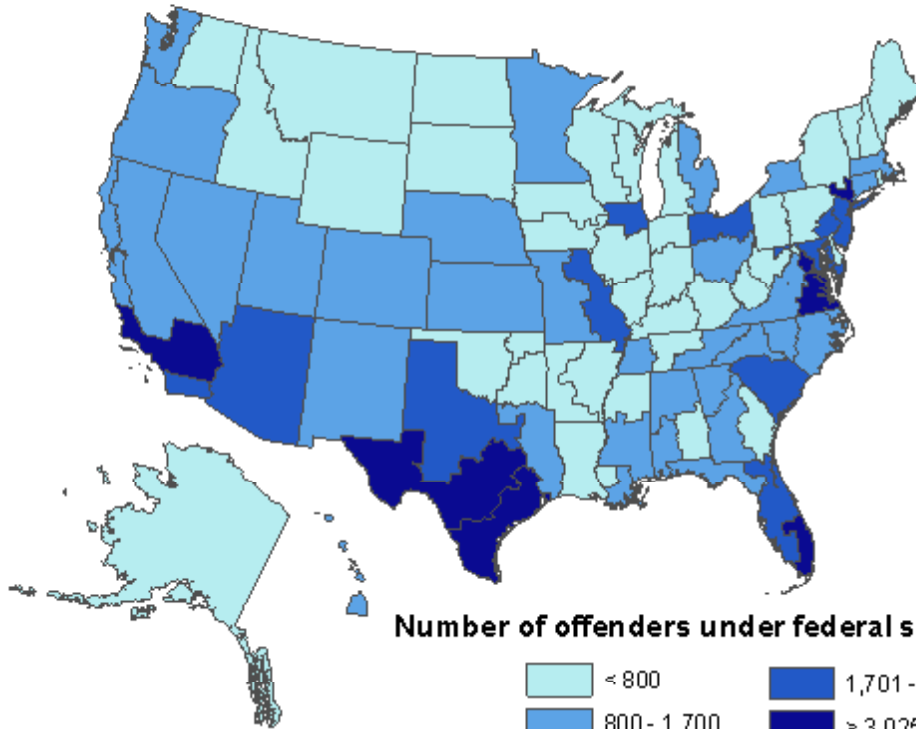
<sup>a</sup>Total includes offenders whose offense category could not be determined.

<sup>b</sup>There are 162 felony offenders for whom an offense category was unknown or indeterminable. These include 82 offenders under probation, 73 under supervised release, and two under parole.

<sup>c</sup>In this table, "Murder" includes nonnegligent manslaughter; "Sexual abuse" includes only violent sex offenses; "Fraud" excludes tax fraud; "Larceny" excludes transportation of stolen property; "Other property offenses" excludes fraudulent property offenses and include destruction of property and trespassing; "Tax law violations" include tax fraud; "Obscene material" denotes the mail or transport thereof; "Misdemeanors" include misdemeanors, petty offenses, and unknown offense levels; and "Drug possession" also includes other drug misdemeanors.

Source: Administrative Office of the U.S. Courts Federal Probation and Supervision Information System (FPSIS).

Federal judicial districts in the States of California, Texas, and Florida had the greatest number of offenders under supervision during 2006



Number of offenders under federal supervision, 2006



Not shown on map: District of Columbia (2,176), Guam (241), Puerto Rico (1,524), and Virgin Islands (210).

Data source: Federal Probation Supervision Information System, fiscal year.

Cited in *United States v. Orozco-Acosta*,  
No. 09-50192 archived on May 28, 2010

**Table 7.2. Characteristics of federal offenders under supervision, October 1, 2005 - September 30, 2006**

Offender characteristic	Total offenders under supervision		Type of supervision					
			Probation		Supervised release		Parole	
	Number	Percent	Number	Percent	Number	Percent	Number	Percent
<b>All offenders*</b>	112,680	100 %	24,645	100 %	85,603	100 %	2,432	100 %
<b>Gender</b>								
Male	89,680	79.7 %	15,909	64.7 %	71,406	83.4 %	2,365	97.3 %
Female	22,908	20.3	8,671	35.3	14,171	16.6	66.0	2.7
<b>Race</b>								
White	66,629	59.3 %	15,848	64.7 %	49,782	58.3 %	999	41.6 %
Black/African American	39,700	35.4	6,837	27.9	31,513	36.9	1,350	56.2
American Indian/ Alaska Native	2,493	2.2	674	2.8	1,778	2.1	41.0	1.7
Asian/Native Hawaiian/ Other Pacific Islander	3,000	2.7	935	3.8	2,054	2.4	11.0	0.5
Other	452	0.4	191	0.8	259	0.3	2.0	0.1
<b>Hispanic origin</b>								
Hispanic/Latino	22,260	19.9 %	3,719	15.3 %	18,476	21.5 %	266	11.0 %
Non-Hispanic/Latino	89,562	80.1	20,602	84.7	66,817	78.5	2,143	89.0
<b>Age</b>								
Under 19 years	390	0.3 %	845	1.4 %	45	0.1 %	0	0 %
19-20	1,996	1.8	1,134	4.6	856	1.0	0	0
21-30	32,552	28.9	7,369	29.9	25,082	29.3	101	4.2
31-40	36,235	32.2	6,654	27.0	29,191	34.1	390	16.0
Over 40	41,513	36.8	9,143	37.1	30,429	35.5	1,941	79.8
<b>Education</b>								
Less than high school graduate	32,704	32.4 %	4,764	22.0 %	26,955	35.0 %	985	45.7 %
High school graduate	38,378	38.1	7,699	35.6	29,871	38.8	808	37.5
Some college	21,493	21.3	5,971	27.6	15,231	19.8	291	13.5
College graduate	8,213	8.1	3,212	14.8	4,928	6.4	73.0	3.4

\*Total includes offenders whose characteristics could not be determined.

Source: Administrative Office of the U.S. Courts Federal Probation and Supervision Information System (FPSIS).

**Table 7.3. Outcomes of federal probation supervision, by offense, October 1, 2005 - September 30, 2006**

Most serious offense of conviction	Number of probation terminations	Percent terminating with--					Administrative case closures
		No violation	Technical violations <sup>a</sup>			New crime <sup>b</sup>	
			Drug use	Fugitive Status	Other		
All offenses	13,816	88.9 %	1.3 %	1.8 %	4.6 %	5.7 %	2.7 %
Felonies	7,511	89.8 %	1.4 %	1.5 %	4.1 %	5.2 %	2.0 %
Violent offenses	146	75.3 %	4.1 %	4.1 %	9.1 %	8.5 %	2.4 %
Murder <sup>c</sup>	7	^	^	^	^	^	^
Assault	61	67.2	3.3	6.6	8.2	10.2	0
Robbery	53	88.7	5.7	0	3.2	1.6	4.8
Sexual abuse <sup>c</sup>	23	65.2	4.3	4.3	19.4	16.7	2.8
Threats against the President	2	^	^	^	^	^	^
Property offenses	4,046	89.8 %	1.5 %	1.7 %	4.1 %	4.8 %	2.2 %
Fraudulent	3,354	90.6 %	1.4 %	1.5 %	3.9 %	4.3 %	2.1 %
Embezzlement	297	91.6	2.7	1.7	2.7	3.0	2.7
Fraud <sup>c</sup>	2,642	91.9	1.0	1.4	3.3	4.0	2.2
Forgery	62	90.3	0	1.6	9.7	4.8	3.2
Counterfeiting	353	79.9	3.7	2.3	7.6	7.0	1.0
Other	692	85.7 %	2.0 %	2.5 %	5.1 %	6.8 %	2.4 %
Burglary	10	^	^	^	25.0	6.3	0
Larceny <sup>c</sup>	586	85.5	1.9	2.9	5.3	6.1	2.0
Motor vehicle theft	13	100.0	0	0	3.6	14.3	3.6
Arson and explosives	25	80.0	4.0	0	3.8	19.2	0
Transportation of stolen property	37	89.2	5.4	0	0	3.7	5.6
Other property offenses	19	94.7	0	0	0	12.5	12.5
Drug offenses	1,249	90.4 %	1.9 %	0.8 %	4.3 %	6.1 %	1.3 %
Trafficking	1,117	90.2	2.1	0.8	4.5	6.3	1.2
Possession and other drug offenses	132	92.4	0.8	0.8	2.7	4.7	2.0
Public-order offenses	1,212	93.6 %	0.6 %	1.1 %	3.3 %	2.7 %	1.8 %
Regulatory	488	93.4 %	0.4 %	1.0 %	4.0 %	1.9 %	1.3 %
Antitrust	5	^	^	^	^	^	^
Food and drug	20	90.0	0	0	0	0	3.4
Transportation	30	90.0	3.3	0	2.9	0	0
Civil rights	4	^	^	^	^	^	^
Communications	25	92.0	0	0	0	0	0
Custom laws	26	92.3	0	0	5.3	0	0
Postal laws	38	92.1	0	0	13.6	4.5	0
Other regulatory offenses	340	94.1	0.3	1.5	4.3	2.4	1.6
Other	724	93.6 %	0.7 %	1.1 %	2.8 %	3.2 %	2.0 %
Tax law violations <sup>c</sup>	183	97.8	0	0.5	2.3	0.9	0.9
Bribery	63	96.8	0	0	2.8	2.8	1.4
Perjury, contempt, and intimidation	47	93.6	0	0	2.1	0	0
National defense	5	^	^	^	^	^	^
Escape	23	69.6	0	8.7	13.3	6.7	3.3
Racketeering and extortion	183	95.1	0.5	1.6	1.0	3.7	1.6
Gambling	27	100.0	0	0	4.2	4.2	0
Nonviolent sex offenses	47	85.1	2.1	2.1	0	5.2	10.3
Obscene material <sup>c</sup>	10	^	^	^	^	^	^
Wildlife	19	100.0	0	0	0	0	0
Environmental	15	93.3	0	0	^	^	^

Cited in United States v. Orozco-Acosta  
No. 09-50192 archived on May 28, 2010

**Table 7.3. Outcomes of federal probation supervision, by offense, October 1, 2005 - September 30, 2006 (cont.)**

Most serious offense of conviction	Number of probation terminations	Percent terminating with--					Administrative case closures
		No violation	Technical violations <sup>a</sup>			New crime <sup>b</sup>	
			Drug use	Fugitive Status	Other		
Weapon offenses	463	85.5 %	0.6 %	1.1 %	4.2 %	7.8 %	4.0 %
Immigration offenses	345	86.4 %	1.2 %	2.0 %	4.7 %	11 %	1.3 %
Misdemeanors <sup>c</sup>	6,305	87.8 %	1.2 %	2.1 %	5.0 %	6.3 %	3.5 %
Fraudulent property offense	388	93.0	0.3	1.8	4.1	1.8	1.0
Larceny	646	86.4	1.5	3.4	4.1	5.0	3.1
Drug possession <sup>c</sup>	1,041	85.7	2.1	2.1	5.2	7.0	3.0
Immigration	388	84.3	3.4	1.3	5.7	12.0	0.8
Traffic offenses	2,296	89.1	0.5	2.0	5.1	7.2	3.9
Other misdemeanors	1,546	87.5	1.2	2	5.1	4.6	4.8

Note: Offenses for 50 felony offenders could not be classified.

<sup>a</sup> Too few cases to obtain statistically reliable data.

<sup>a</sup> Supervision terminated with incarceration or removal to inactive status for violation of supervision conditions

<sup>b</sup> Supervision terminated with incarceration or removal to inactive status after arrest for a "major" or "minor" offense.

<sup>c</sup> In this table "Murder" includes nonnegligent manslaughter; "Sexual abuse" includes only violent sex offenses; "Fraud" excludes tax fraud; "Larceny" excludes transportation of stolen property; "Other property offenses" exclude fraudulent property offenses and include destruction of property and trespassing; "Tax law violations" includes tax fraud; "Obscene material" denotes the mail or transport thereof; "Misdemeanors" include misdemeanors, petty offenses, and unknown offense levels; and "Drug possession" also includes other drug misdemeanors.

Source: Administrative Office of the U.S. Courts Federal Probation and Supervision Information System (FPSIS).

**Table 7.4. Characteristics of offenders terminating federal probation supervision, October 1, 2005 - September 30, 2006**

Offender characteristic	Number of probation terminations	Percent terminating probation with-- Technical violations <sup>a</sup>					Administrative case closures
		No violation	Drug use	Fugitive status	Other	New crime <sup>b</sup>	
<b>All offenders<sup>c</sup></b>	13,816	88.9 %	1.3 %	1.8 %	3.2 %	3.1 %	1.7 %
<b>Gender</b>							
Male	9,467	88.1 %	1.4 %	1.8 %	3.3 %	3.5 %	1.9 %
Female	4,335	90.4	1.2	1.7	3.1	2.4	1.2
<b>Race</b>							
White	9,097	90.1 %	1.3 %	1.4 %	2.9 %	2.7 %	1.6 %
Black/African American	3,682	86.5	1.3	2.5	3.6	4.2	2.0
American Indian/Alaska Native	359	72.7	3.3	4.5	12.3	6.1	1.1
Asian/Native Hawaiian/ Other Pacific Islander	498	95.0	0.8	1.2	1.4	1.4	0.2
Other	102	96.1	0	2.9	0	0	1.0
<b>Hispanic origin</b>							
Hispanic/Latino	2,322	87.0 %	1.9 %	1.8 %	4.5 %	3.5 %	1.2 %
Non-Hispanic/Latino	11,305	89.2	1.2	1.7	3.0	3.1	1.8
<b>Age</b>							
Under 19 years	173	78.9 %	2.9 %	4.6 %	6.9 %	4.6 %	2.3 %
19-20	657	81.1	3.7	3.0	3.8	6.7	1.7
21-30	4,255	86.2	1.5	2.1	4.6	4.2	1.4
31-40	3,460	89.6	1.0	1.8	3.4	3.1	1.2
Over 40	5,223	91.9	1.1	1.2	1.7	1.8	2.2
<b>Education</b>							
Less than high school graduate	2,762	84.7 %	1.9 %	3.0 %	4.4 %	4.2 %	1.8 %
High school graduate	4,316	88.0	1.5	1.8	3.6	3.3	1.7
Some college	3,127	92.0	0.8	1.2	2.1	2.5	1.4
College graduate	1,795	95.7	0.2	0.6	0.6	1.2	1.8

<sup>a</sup>Violation of supervision conditions other than charges for new offenses.

<sup>b</sup>Includes felonies and misdemeanors.

<sup>c</sup>Total includes offenders whose characteristics could not be determined.

Source: Administrative Office of the U.S. Courts Federal Probation and Supervision Information System (FPSIS).



**Table 7.5. Outcomes of federal supervised release, by offense,  
October 1, 2005 - September 30, 2006**

Most serious offense of conviction	Number of supervised release terminations	Percent terminating supervised release with --					
		No violation	Technical violations <sup>a</sup>				Administrative case closures
			Drug use	Fugitive status	Other	New crime <sup>b</sup>	
<b>All offenses</b>	36,832	69.1 %	4.8 %	4.9 %	6.9 %	10.4 %	3.8 %
<b>Felonies</b>	36,277	69.0 %	4.8 %	4.9 %	6.9 %	10.5 %	3.8 %
Violent offenses	2,722	54.3	5.8	8.6	12.4	14.9	4.0 %
Murder <sup>c</sup>	161	45.3	5.6	8.1	22.4	13.7	5.0
Negligent manslaughter	3	^	^	^	^	^	^
Assault	362	50.0	3.3	7.7	21.3	14.6	3.0
Robbery	1,873	55.4	6.8	9.1	8.9	16.0	3.9
Sexual abuse <sup>c</sup>	229	54.6	1.7	6.6	21.8	10.9	4.4
Kidnapping	57	70.2	5.3	7.0	5.3	1.8	10.5
Threats against the President	37	51.4	5.4	8.1	13.5	16.2	5.4
<b>Property offenses</b>	7,884	76.0 %	2.8 %	5.0 %	6.1 %	7.1 %	3.1 %
Fraudulent	6,510	78.2 %	2.5 %	4.5 %	5.5 %	6.5 %	3.0 %
Embezzlement	571	92.1	1.1	1.6	1.6	2.3	1.4
Fraud <sup>c</sup>	5,064	78.2	2.3	4.4	5.8	6.1	3.2
Forgery	77	74.0	3.9	7.8	3.9	6.5	3.9
Counterfeiting	798	65.8	4.5	6.6	7.0	10.5	2.5
Other	1,374	65.4 %	4.5 %	7.4 %	8.4 %	10.6 %	3.6 %
Burglary	70	48.6	7.1	17.1	8.6	14.3	4.3
Larceny <sup>c</sup>	371	63.4	4.6	8.2	9.5	10.8	3.6
Motor vehicle theft	158	67.7	5.1	5.1	6.3	10.8	5.1
Arson and explosives	121	70.2	5.0	3.3	7.4	9.9	4.1
Transportation of stolen property	127	77.2	2.4	3.1	5.5	9.4	2.4
Other property offenses <sup>c</sup>	27	81.5	0	11.1	3.7	3.7	0
<b>Drug offenses</b>	16,815	71.3 %	5.2 %	4.0 %	5.8 %	9.6 %	4.2 %
Trafficking	15,393	71.0	5.4	4.0	5.9	9.5	4.2
Possession and other drug offenses	1,422	74.7	3.7	3.4	4.2	10.1	3.8
<b>Public-order offenses</b>	2,619	80.6 %	2.3 %	2.9 %	5.2 %	6.5 %	2.5 %
Regulatory	612	82.4 %	3.4 %	3.3 %	3.6 %	5.2 %	2.1 %
Antitrust	7	^	^	^	^	^	^
Food and drug	8	^	^	^	^	^	^
Transportation	27	74.1	3.7	0	7.4	11.1	3.7
Civil rights	47	80.9	2.1	4.3	4.3	6.4	2.1
Communications	14	85.7	0	0	7.1	0	7.1
Custom laws	39	79.5	5.1	7.7	7.7	0	0
Postal laws	28	82.1	0	7.1	7.1	3.6	0
Other regulatory offenses	442	82.8	3.8	2.7	2.7	5.7	2.3
Other	2,007	80.1 %	2.0 %	2.7 %	5.7 %	6.9 %	2.6 %
Tax law violations <sup>c</sup>	246	93.1	0.4	1.2	0.8	2.0	2.4
Bribery	64	93.8	3.1	0	3.1	0	0
Perjury, contempt, and intimidation	103	80.6	1.0	1.9	5.8	8.7	1.9
National defense	15	93.3	0	0	6.7	0	0
Escape	169	47.3	6.5	12.4	13.0	15.4	5.3

Cited in United States v. Orozco-Acosta,  
No. 09-50162 archived on May 28, 2010

**Table 7.5. Outcomes of federal supervised release, by offense,  
October 1, 2005 - September 30, 2006 (cont.)**

Most serious offense of conviction	Number of supervised release terminations	Percent terminating supervised release with --					
		No violation	Technical violations <sup>a</sup>			New crime <sup>b</sup>	Administrative case closures
			Drug use	Fugitive status	Other		
Racketeering and extortion	763	84.4	1.8	1.6	4.5	5.4	2.4
Gambling	30	100	0	0	0	0	0
Nonviolent sex offenses	425	77.9	0.9	1.2	7.8	9.2	3.1
Obscene material <sup>c</sup>	20	60.0	0	5.0	15.0	15.0	5.0
Wildlife	7	^	^	^	^	^	^
Environmental	6	^	^	^	^	^	^
All other offenses	159	71.1	4.4	6.3	7.5	8.8	1.9
<b>Weapon offenses</b>	4,409	55.1 %	7.4 %	6.7 %	10.0 %	16.1 %	4.7 %
<b>Immigration offenses</b>	1,794	57.6 %	5.9 %	6.5 %	8.6 %	18.8 %	2.6 %
<b>Misdemeanors<sup>d</sup></b>	555	75.9 %	4.3 %	4.3 %	6.1 %	6.8 %	2.5 %
Fraudulent property offense	70	85.7	1.4	2.9	4.3	5.7	0
Larceny	89	76.4	5.6	3.4	8.2	10.1	2.2
Drug possession <sup>c</sup>	166	71.7	4.2	7.2	10.8	4.8	1.2
Immigration misdemeanors	20	90.0	0	0	5.0	5.0	0
Traffic offenses	71	79.4	5.6	2.8	2.8	16.9	1.4
Other misdemeanors	139	76.3	5.0	3.6	5.8	2.9	6.5

Note: Offenses for 34 felony offenders could not be determined.

^ Too few cases to obtain statistically reliable data.

<sup>a</sup>Supervision terminated with incarceration or removal to inactive status for violation of supervision conditions other than charges for new offenses.

<sup>b</sup>Supervision terminated with incarceration or removal to inactive status after arrest for a "major" or "minor" offense.

<sup>c</sup>In this table, "Murder" includes nonnegligent manslaughter; "Sexual abuse" includes only violent sex offenses; "Fraud" excludes tax fraud; "Larceny" excludes transportation of stolen property; "Other property offenses" excludes fraudulent property offenses and includes destruction of property and trespassing; "Tax law violations" includes tax fraud; "Obscene material" denotes the mail or transport thereof; "Misdemeanors" includes misdemeanors, petty offenses, and unknown offense levels; and "Drug possession" also includes other drug misdemeanors.

Source: Administrative Office of the U.S. Courts Federal Probation and Supervision Information System.

**Table 7.6. Characteristics of offenders terminating federal supervised release, October 1, 2005 - September 30, 2006**

Offender characteristic	Number of supervised release terminations	Percent terminating supervised release with--					
		No violation	Technical violations <sup>a</sup>			New crime <sup>b</sup>	Administrative case closures
			Drug use	Fugitive status	Other		
<b>All offenders<sup>c</sup></b>	36,832	69.1 %	4.8 %	4.9 %	6.9 %	10.4 %	3.8 %
<b>Gender</b>							
Male	30,994	67.4 %	4.9 %	5.0 %	7.2 %	11.5 %	4.0
Female	5,827	78.6	4.3	4.4	5.5	4.8	2.5
<b>Race</b>							
White	22,013	71.4 %	5.0 %	4.9 %	6.1 %	9.1 %	3.4 %
Black/African American	12,705	66.5	4.5	4.8	7.3	12.6	4.4
American Indian/Alaska Native	1,115	46.6	4.8	8.8	21.6	13.9	4.3
Asian/Native Hawaiian/Other Pacific Islander	820	78.7	5.9	2.1	4.8	6.7	2.0
Other	96	72.9	3.1	5.2	4.2	9.4	5.2
<b>Hispanic origin</b>							
Hispanic/Latino	8,495	64.8 %	5.0 %	6.3 %	7.6 %	12.3 %	3.0 %
Non-Hispanic/Latino	28,167	70.5	4.5	4.5	6.7	9.9	4.0
<b>Age</b>							
Under 19 years	15	33.3 %	6.7 %	13.3 %	20.0 %	20.0 %	6.7 %
19-20	288	61.1	6.3	9.0	10.1	10.8	2.8
21-30	10,991	63.0	5.3	6.2	9.0	13.0	3.6
31-40	12,496	67.6	5.5	5.0	6.8	11.7	3.4
Over 40	13,025	76.1	3.8	3.7	5.2	7.1	4.2
<b>Education</b>							
Less than high school graduate	12,800	63.8 %	6.1 %	6.3 %	8.2 %	12.9 %	2.7 %
High school graduate	12,302	70.5	5.3	4.6	6.5	10.2	2.8
Some college	6,051	79.2	2.9	3.5	4.8	6.9	2.7
College graduate	1,888	90.3	0.8	1.3	2.7	2.6	2.2

<sup>a</sup> Too few cases to obtain statistically reliable data.

<sup>a</sup> Violation of supervision conditions other than charges for new offenses.

<sup>b</sup> Includes felonies and misdemeanors.

<sup>c</sup> Total includes offenders whose characteristics could not be determined.

Source: Administrative Office of the U.S. Courts Federal Probation and Supervision Information System (FPSIS).

Table 7.7. Outcomes of federal parole, by offense, October 1, 2005 - September 30, 2006

Most serious offense of conviction	Number of parole terminations	Percent terminating parole with--					Administrative case closures
		No violation	Technical violations <sup>a</sup>			New crime <sup>b</sup>	
			Drug use	Fugitive status	Other		
All offenses	1157	57.7 %	8.0 %	6.1 %	8.4 %	15.0 %	4.8 %
Felonies	1154	57.7 %	8.1 %	6.1 %	8.4 %	15.0 %	4.8 %
Violent offenses	457	45.5 %	10.5 %	8.5 %	10.9 %	18.4 %	6.1 %
Murder <sup>c</sup>	42	33.3	11.9	9.5	16.7	19.0	9.5
Assault	42	57.1	7.1	2.4	7.1	16.7	9.5
Robbery	319	46.1	12.2	9.4	10.3	17.6	4.4
Sexual abuse <sup>c</sup>	19	31.6	5.3	5.3	26.3	21.1	10.5
Kidnapping	35	48.6	0	8.6	5.7	25.7	11.4
Threats against the President	114	62.3	2.6	7.0	10.5	15.8	1.8
Property offenses	48	77.1 %	0 %	4.2 %	6.3 %	10.4 %	2.1 %
Fraudulent	3	^ %	^ %	^ %	^ %	^ %	^ %
Fraud <sup>c</sup>	36	77.8	0	2.8	2.8	13.9	2.8
Forgery	4	^	^	^	^	^	^
Counterfeiting	5	^	^	^	^	^	^
Other	66	51.5 %	4.5 %	9.1 %	13.6 %	19.7 %	1.5 %
Burglary	18	27.8	5.6	11.1	22.2	31.3	0
Larceny <sup>c</sup>	29	62.1	6.9	10.3	8.4	17.2	0
Motor vehicle theft	7	^	^	^	^	^	^
Arson and explosives	3	^	^	^	^	^	^
Transportation of stolen property	9	^	^	^	^	^	^
Drug offenses	441	69.4 %	7.5 %	2.9 %	5.4 %	10.0 %	4.8 %
Trafficking	402	68.4	8.0	3.2	5.7	9.7	5.0
Possession and other drug offenses	39	79.5	2.6	0	2.6	12.8	2.6
Public-order offenses	68	52.9 %	2.9 %	8.8 %	13.2 %	20.6 %	1.5 %
Regulatory	4	^ %	^ %	^ %	^ %	^ %	^ %
Transportation	1	^	^	^	^	^	^
Civil rights	1	^	^	^	^	^	^
Postal laws	2	^	^	^	^	^	^
Other	64	51.6 %	3.1 %	9.4 %	12.5 %	21.9 %	1.6 %
Perjury, contempt, and intimidation	2	^	^	^	^	^	^
National defense	3	^	^	^	^	^	^
Escape	16	25.0	0	25	12.5	37.5	0
Racketeering and extortion	24	79.2	4.2	0	8.3	8.3	0
Nonviolent sex offenses	17	29.4	5.9	5.9	23.5	29.4	5.9
All other offenses	2	^	^	^	^	^	^
Weapon offenses	72	61.1 %	9.7 %	5.6 %	2.8 %	16.7 %	4.2 %
Immigration offenses	2	^ %	^ %	^ %	^ %	^ %	^ %
Misdemeanors <sup>c</sup>	3	^ %	^ %	^ %	^ %	^ %	^ %

^ Too few cases to obtain statistically reliable data.

<sup>a</sup>Supervision terminated with incarceration or removal to inactive status for violation of supervision conditions other than charges for new offenses.<sup>b</sup>Supervision terminated with incarceration or removal to inactive status after arrest for a "major" or "minor" offense.<sup>c</sup>In this table, "Murder" includes nonnegligent manslaughter; "Sexual abuse" includes only violent sex offenses; "Fraud" excludes tax fraud; "Larceny" excludes transportation of stolen property; and "Misdemeanors" include misdemeanors, petty offenses, and unknown offense levels.

**Table 7.8. Characteristics of offenders terminating federal parole,  
October 1, 2005 - September 30, 2006**

Offender characteristic	Number of parole terminations	Percent terminating with--					Administrative case closures
		No violation	Drug use	Fugitive status	Other	New crime <sup>b</sup>	
<b>All offenders<sup>c</sup></b>	1,157	57.7 %	8.0 %	6.1 %	8.4 %	15 %	4.8 %
<b>Gender</b>							
Male	1,127	57.3 %	8.0 %	6.0 %	8.5 %	15.3 %	4.9 %
Female	29	75.9	6.9	6.9	3.4	6.9	0
<b>Race</b>							
White	562	63.7 %	6.4 %	6.0 %	4.3 %	14.1 %	5.5 %
Black/African American	551	53.2	9.8	5.6	11.4	15.8	4.2
American Indian/ Alaska Native	26	23.1	0	15.4	26.9	30.8	3.8
Asian/Native Hawaiian/ Other Pacific Islander	7	^	^	^	^	^	^
<b>Hispanic origin</b>							
Hispanic/Latino	152	65.1 %	9.2 %	5.9 %	8.3 %	9.9 %	6.6 %
Non-Hispanic/Latino	999	56.8	7.9	6.1	8.8	15.9	4.5
<b>Age</b>							
Under 19 years	0	^ %	^ %	^ %	^ %	^ %	^ %
19-20	0	^	^	^	^	^	^
21-30	41	65.9	2.4	4.9	4.9	9.8	12.2
31-40	144	54.9	9.7	4.9	9.7	18.8	2.1
Over 40	972	57.8	8.0	6.3	8.3	14.7	4.8
<b>Education</b>							
Less than high school graduate	439	55.6 %	8.0 %	7.3 %	11.2 %	14.1 %	3.9 %
High school graduate	398	59.0	9.3	6.3	5.5	15.3	4.5
Some college	160	69.4	6.9	2.5	5.0	11.3	5.0
College graduate	34	79.4	0	0	11.8	2.9	5.9

^ Too few cases to obtain statistically reliable data.

<sup>a</sup>Violation of supervision conditions other than charges for new offenses.

<sup>b</sup>Includes felonies and misdemeanors.

<sup>c</sup>Total includes offenders whose characteristics could not be determined.

Source: Administrative Office of the U.S. Courts Federal Probation and Supervision Information System (FPSIS).

**Table 7.9. Admissions and releases of federal prisoners, by offense,  
October 1, 2005 - September 30, 2006**

Most serious original offense of conviction	Prisoners admitted				Prisoners released				
	Population at start of year	District court			First release			Population at end of year	Net population change
		1 year or less	Over 1 year	All other	1 year or less	Over 1 year	All other		
<b>All prisoners<sup>a</sup></b>	159,630	11,953	49,327	17,967	10,908	41,239	17,410	169,320	9,690
<b>Violent offenses</b>	12,830	124	1,917	2,403	119	1,855	2,369	12,931	101
Murder/manslaughter <sup>b</sup>	1,325	4	113	150	6	83	143	1,360	35
Assault	883	78	365	428	75	268	422	989	106
Robbery	8,744	30	1,161	1,473	30	1,264	1,408	8,706	-38
Sexual abuse <sup>b</sup>	1,198	5	203	238	4	183	279	1,178	-20
Kidnaping	618	2	59	34	1	50	41	621	3
Threats against the President	62	5	16	80	3	7	76	77	15
<b>Property offenses</b>	8,751	1,975	4,492	3,338	1,945	3,872	3,358	9,381	630
Fraudulent	6,787	1,652	3,763	2,379	1,633	3,139	2,376	7,433	646
Embezzlement	227	100	151	109	96	105	113	273	46
Fraud <sup>b</sup>	5,935	1,390	3,240	1,739	1,392	2,711	1,769	6,432	497
Forgery	96	34	59	83	38	34	88	112	16
Counterfeiting	529	128	313	448	107	289	406	616	87
Other	1,964	323	729	959	312	733	982	1,948	-16
Burglary	192	17	58	90	16	65	98	178	-14
Larceny <sup>b</sup>	641	221	244	602	214	265	611	618	-23
Motor vehicle theft	144	11	26	40	12	42	44	123	-21
Arson and explosives	198	2	46	34	1	34	43	202	4
Transportation of stolen property	117	11	39	38	14	46	34	111	-6
Other property offenses <sup>b</sup>	672	61	316	155	55	281	152	716	44
<b>Drug offenses</b>	87,579	1,212	21,998	6,232	1,224	17,825	5,922	92,050	4,471
Trafficking	87,355	1,059	21,945	6,008	1,056	17,773	5,688	91,850	4,495
Possession and drug offenses	224	153	53	224	168	52	234	200	-24
<b>Public-order offenses</b>	8,833	849	3,427	1,408	814	2,434	1,379	9,890	1,057
Regulatory	1,125	170	583	245	149	467	246	1,261	136
Other	7,708	679	2,844	1,163	665	1,967	1,133	8,629	921
Tax law violations <sup>b</sup>	333	100	215	48	104	163	47	382	49
Bribery	67	18	33	6	21	33	5	65	-2
Perjury, contempt, and intimidation	124	40	70	30	39	60	35	130	6
National defense	104	7	25	22	6	20	19	113	9
Escape	77	57	246	134	49	96	126	243	166
Racketeering and extortion	4,928	85	1,135	252	83	1,089	235	4,993	65
Gambling	0	0	0	0	0	0	0	0	0
Liquor	8	0	1	0	1	0	0	8	0
Nonviolent sex offenses	214	5	68	45	3	30	43	256	42
Obscene material <sup>b</sup>	1,622	16	959	175	18	392	160	2,202	580
Traffic	77	301	15	325	294	13	333	78	1
Wildlife	15	8	4	3	7	6	9	8	-7
Environmental	12	3	13	3	4	6	3	18	6
All other offenses	127	39	60	120	36	59	118	133	6

Cited in United States v. Orozco-Acosta,  
No. 09-50192 archived on May 28, 2010

**Table 7.9. Admissions and releases of federal prisoners, by offense,  
October 1, 2005 - September 30, 2006 (cont.)**

Most serious original offense of conviction	Prisoners admitted				Prisoners released				
	Population at start of year	District court			First release			Population at end of year	Net population change
		1 year or less	Over 1 year	All other	1 year or less	Over 1 year	All other		
<b>Weapon offenses</b>	21,463	329	6,762	2,448	313	4,618	2,158	23,913	2,450
<b>Immigration offenses</b>	18,184	7,239	10,234	1,365	6,244	10,223	1,059	19,496	1,312

<sup>a</sup>An offense category could not be determined for 1,990 prisoners at the start of fiscal year 2006 and 1,659 prisoners at the end of fiscal year 2006.

<sup>b</sup>In this table, "Murder" includes nonnegligent manslaughter; "Sexual abuse" includes only violent sex offenses; "Fraud" excludes tax fraud; "Larceny" excludes transportation of stolen property; "Other property offenses" exclude fraudulent property offenses and include destruction of property and trespassing; "Tax law violations" includes tax fraud; and "Obscene material" denotes the mail or transport thereof.

*Cited in United States v. Orozco-Acosta,  
No. 09-50192 archived on May 28, 2010*

**Table 7.10. Characteristics of the federal prison population,  
September 30, 2006**

Offender characteristic	Number	Percent
<b>All prisoners<sup>a</sup></b>	169,320	100 %
<b>Gender</b>		
Male	158,093	93.4 %
Female	11,227	6.6
<b>Race</b>		
White	98,362	58.1 %
Black/African American	65,390	38.6
American Indian/Alaska Native	3,020	1.8
Asian/Native Hawaiian/Other Pacific Islander	2,548	1.5
<b>Hispanic origin</b>		
Hispanic/Latino	53,688	31.7 %
Non-Hispanic/Latino	115,632	68.3
<b>Age</b>		
Under 19 years	95	0.1 %
19-20	1,094	0.6
21-30	45,668	27.0
31-40	63,608	37.6
Over 40	58,854	34.8
<b>Citizenship</b>		
U.S. citizen	124,163	73.5 %
Non-U.S. citizen	44,760	26.5

Note: Percentages in this table are based on records with non-missing information on offender characteristics.

--Less than 0.5%.

Cited in United States v. Orozco-Acosta,  
No. 09-50192 archived on May 28, 2010



**Table 7.11. Average time to first release and percent of sentence served, for federal prisoners released by standard methods, October 1, 2005 - September 30, 2006**

Most serious original offense of conviction	Number of prisoners released <sup>a</sup>	Mean time served	Median time served	Percent of sentence served
<b>All prisoners<sup>b</sup></b>	47,050	34.5 mo	24.4 mo	87.9 %
<b>Violent offenses</b>	1,925	66.4 mo	52.2 mo	88.0 %
Murder/manslaughter <sup>c</sup>	86	93.7	65.2	88.8
Assault	336	29.6	25.6	88.3
Robbery	1,262	74.7	61.0	88.1
Sexual abuse <sup>c</sup>	181	50.9	31.3	87.9
Kidnaping	50	124.0	107.5	84.9
Threats against the President	10	^	^	^
<b>Property offenses</b>	5,459	18.6 mo	13.1 mo	87.9 %
Fraudulent	4,452	17.5 mo	13.1 mo	87.9 %
Embezzlement	190	11.9	10.4	87.3
Fraud <sup>c</sup>	3,821	17.8	13.1	87.9
Forgery	69	12.3	10.4	87.7
Counterfeiting	372	18.0	15.3	88.0
Other	1,007	23.3	16.4	88.2
Burglary	77	23.1	17.4	88.0
Larceny <sup>d</sup>	454	16.2	11.3	88.1
Motor vehicle theft	51	31.8	21.7	88.4
Arson and explosives	34	53.3	44.5	88.1
Transportation of stolen property	56	24.0	20.9	89.8
Other property offenses <sup>c</sup>	333	28.6	23.5	88.0
<b>Drug offenses</b>	14,789	51.0 mo	40.0 mo	87.7 %
Trafficking	14,574	51.6	40.1	87.7
Possession and other drug offenses	215	12.0	5.9	87.7
<b>Public-order offenses</b>	2,977	29.1 mo	18.3 mo	87.4 %
Regulatory	573	20.3 mo	15.7 mo	87.8 %
Other	2,404	31.2 mo	20.9 mo	87.3 %
Tax law violations <sup>c</sup>	248	14.1	11.9	87.4
Bribery	50	19.4	10.5	87.5
Perjury	94	17.3	10.5	87.8
National defense	23	20.4	20.9	89.3
Escape	140	20.6	13.3	88.8
Racketeering and extortion	1,002	49.3	35.8	87.0
Gambling	0	...	...	...
Liquor	1	^	^	...
Nonviolent sex offenses	32	39.4	28.8	88.4
Obscene material <sup>c</sup>	396	30.7	26.1	87.3
Traffic	305	2.8	1.0	88.5
Wildlife	13	7.8	5.9	^
Environmental	9	^	^	^
All other offenses	91	16.7	13.1	87.9

Cited in United States v. Grozco-Acosta,  
No. 09-50192 archived on May 28, 2010

**Table 7.11. Average time to first release and percent of sentence served, for federal prisoners released by standard methods, October 1, 2005 - September 30, 2006 (cont.)**

Most serious original offense of conviction	Number of prisoners released <sup>a</sup>	Mean time served	Median time served	Percent of sentence served
<b>Weapon offenses</b>	4,856	43.6 mo	32.7 mo	88.4 %
<b>Immigration offenses</b>	16,408	19.9 mo	15.7 mo	88.1 %

Note: Methods for calculating average time served and percent of sentence served differ from those used in the 1993 and prior compendia.

<sup>^</sup> Too few cases to obtain statistically reliable data.

...No case of this type occurred in the data.

<sup>a</sup>Excludes prisoners who left federal prison by extraordinary means, such as death, sentence commutation, and treaty transfer. The total number of prisoners who left prison due to extraordinary means in fiscal year 2006 was 5,097.

<sup>b</sup>Includes 636 prisoners whose offense was unclassifiable or not a violation of U.S. Code.

<sup>c</sup>In this table, "Murder" includes nonnegligent manslaughter; "Sexual abuse" includes only violent sex offenses; "Fraud" excludes tax fraud; "Larceny" excludes transportation of stolen property; "Other property offenses" exclude fraudulent property offenses, and include destruction of property and trespassing; "Tax law violations" include tax fraud; "Obscene material" denotes the mail or transport thereof.

Cited in United States v. Orozco-Acosta,  
No. 09-50192 archived on May 28, 2010

**Table 7.12. Characteristics of first releases from federal prison, by offense, all releases, October 1, 2005 - September 30, 2006**

Offender characteristic	Total number of released offenders	Percent of released offenders convicted of--								
		All offenses	Violent offenses	Property offenses		Drug offenses	Public-order offenses		Weapon offenses	Immigration offenses
				Fraudulent	Other		Regulatory	Other		
Number of releases	52,147	52,147	1,974	4,772	1,045	19,049	616	2,632	4,931	16,467
Gender										
Male	46,530	89.3 %	92.8 %	76.1 %	83.6 %	86.6 %	75.0 %	87.3 %	97.2 %	94.8 %
Female	5,561	10.7	7.2	23.9	16.4	13.4	25.0	12.7	2.8	5.2
Race										
White	38,592	74.1 %	45.8 %	64.0 %	67.8 %	66.5 %	72.9 %	75.0 %	48.5 %	97.0 %
Black/African American	11,889	22.8	34.0	31.0	23.9	31.1	21.1	20.0	48.4	2.5
Native American/ Alaska Native	788	1.5	18.9	0.5	4.9	0.9	1.3	1.5	1.5	0.2
Asian/Native Hawaiian/ Other Pacific Islander	822	1.6	1.4	4.5	3.4	1.4	4.7	3.6	1.6	0.3
Hispanic origin										
Hispanic/Latino	25,839	49.6 %	8.1 %	17.4 %	10.6 %	42.6 %	23.4 %	17.1 %	12.6 %	92.6 %
Non-Hispanic/Latino	26,252	50.4	91.9	82.6	89.4	57.4	76.6	82.9	87.4	7.4
Age										
Under 19 years	113	0.2 %	0.6 %	0.1 %	0.3 %	0.1 %	0 %	0.1 %	0.1 %	0.4 %
19-20	914	1.8	1.5	1.2	3.3	1.5	1.3	0.9	0.7	2.5
21-30	16,229	31.2	29.1	22.8	27.8	30.8	22.8	17.9	40.1	34.4
31-40	18,478	35.5	27.7	32.6	30.5	36.6	29.7	28.2	31.6	39.2
Over 40	16,357	31.4	41.2	43.3	38.0	31.0	46.6	52.9	27.6	23.5
Citizenship										
U.S. citizen	27,984	53.9 %	95.3 %	74.7 %	82.1 %	67.0 %	80.8 %	86.3 %	92.5 %	6.9 %
Non-U.S. citizen	23,963	46.1	4.7	25.3	17.9	33.0	19.2	13.7	7.5	93.1

Note: Totals include prisoners whose offense category could not be determined. Percentages are based on records with non-missing information on offender characteristics. Of the 52,147 total releases, 52,045 (or 99.8%) were new law releases.

Cited in *United States v. Orozco-Acosta*,  
No. 09-50192 archived on May 28, 2010

## **Additional Information about the Data**

The data presented are compiled from the BJS Federal Justice Statistics Program (FJSP) database. The FJSP database includes data provided by the U.S. Marshals Service, Drug Enforcement Administration, Administrative Office of the U.S. Courts, Executive Office for the U.S. Attorneys, Federal Bureau of Prisons, and U.S. Sentencing Commission. The Administrative Office of the U.S. Courts, in addition to providing data describing defendants in criminal cases processed by the federal judiciary, provides data describing defendants processed by the federal pretrial services agencies and the federal probation and supervision service. The data can be downloaded from the Federal Justice Statistics Resource Center at <<http://fjsrc.urban.org>>.

Each agency reports on cases processed during a given year in an annual statistical report. These reports are often not comparable across agencies due to the varying methods used by the agencies to report case processing activities. As reported by an interagency working group headed by BJS, the differences in the case processing statistics are attributable, in part, to the different needs and missions of the agencies. The working group found the following differences in the statistics reported:

- the universe of cases reported during a given period—some agencies report on those case processing events that occurred during a particular period, whereas others report on those events recorded during a particular period; and
- many of the commonly used case processing statistics—suspect or defendant processed, offense committed, case disposition, and sentence imposed—are defined differently across agencies.

BJS, through its FJSP, has recognized the incomparability of these annual statistical reports and has attempted to reconcile many of the differences identified by the working group. By combining databases from several years, BJS is able to report on those cases that actually occurred during the reporting period. Commonly used case processing statistics are made comparable across stages by applying uniform definitions to data obtained from each agency. Because definitions in the FJSP are consistent with those categories in BJS programs describing state defendants convicted, sentenced, or imprisoned, the comparison of federal and state case processing statistics is facilitated.

*Federal Justice Statistics 2006, Statistical Tables* replaces the *Compendium of Federal Justice Statistics*, published for the years 1984, 1985, 1986, 1988, 1989, 1990, 1992, 1993, 1994, 1995, 1996, 1997, 1998, 1999, 2000, 2001, 2002, 2003, and 2004 and describes defendants processed at each stage of the federal justice system. It includes arrests by federal law enforcement agencies, and investigations and prosecutions by U.S. attorneys (section 1), federal pretrial release or detention, adjudication in the U.S. district courts, sentencing, and the appeal of the conviction and/or sentence imposed (section 2), and federal supervision, including probation, parole, and imprisonment (section 3).

The *Federal Justice Statistics 2006, Statistical Tables* cover the 12-month fiscal period ending September 30, 2006 (or fiscal year 2006). Generally the tables include both individual and organizational defendants. Organizational defendants are not included in tables showing defendants sentenced to incarceration, or tables describing offenders under post-conviction community supervision. Juvenile offenders charged as adults are included in the reported statistics. Felony and misdemeanor distinctions are provided where possible (see "Offense classifications" in *Methodology*).

## Organization of the *Statistical Tables*

Each section describes a major stage in the processing of criminal suspects and defendants:

Section 1 describes federal law enforcement and prosecution. This includes arrests made by federal law enforcement agencies for violations of federal law, including the characteristics of arrestees; warrants initiated and cleared by the U.S. Marshals Service are also reported. It also describes suspects investigated by U.S. attorneys and decisions made by federal prosecutors in screening criminal matters and the offense type of suspects prosecuted or declined for prosecution.

Section 2 describes the federal pretrial, adjudication, sentencing, and appeals. This includes pretrial release and detention practices of the federal judiciary, including the characteristics of defendants detained or released pending trial. It also describes actions taken by the federal judiciary in adjudicating defendants in cases filed by the U.S. attorneys and the sentences imposed by the federal judiciary on convicted defendants. This section includes a description of appeals of criminal convictions and sentences imposed in the federal courts, including the original offense charged.

Section 3 describes offenders under federal correctional supervision—probation, parole, and supervised release—including the outcome of the supervision (successful completion or violations). It also describes offenders imprisoned in federal prisons—the offense at commitment and demographic characteristics of the offender.

The *Methodology* section describes the procedures followed in analyzing data and developing tables.

The Glossary contains definitions for terms used in the tables. Since many terms used in the text and tables have specialized meanings either because they refer to federal law or because of reporting procedures by the federal agencies supplying the data, readers are encouraged to check the glossary for exact definitions of tabulated data.

### Notes to Reader

The *Federal Justice Statistics 2006* tables were constructed to permit valid comparisons within each table and to allow the reader to compare percentages (but not raw totals) across tables. It should be understood, however, that the total number of subjects/defendants shown in a particular table may not equal the number of subjects/defendants involved in a particular stage of processing, since some records could not be linked and some data sources did not include information on particular data elements classified in a particular table. Data notes indicate the exact universe for individual tables.

*Federal Justice Statistics 2006* is a statistical presentation of federal criminal justice information with limited analyses of trends or explanatory factors underlying the statistics. Analyses of federal justice statistics may be found in special reports and other publications, some of which are cited in the *Federal Justice Statistics 2006*. Assessment of changing patterns in the *Federal Justice Statistics 2006* tabulations may depend on detailed examination of sub-categories not shown in the tabulations or may require other sources of information, such as knowledge of legislation or federal agency procedures.

# Methodology

**Data sources | Reporting period | Table construction and interpretation | Unit of analysis | Offense classification | Related reading**

## Data sources

The Bureau of Justice Statistics (BJS) Federal Justice Statistics Program (FJSP) database is the data source for *Federal Justice Statistics 2006 – Statistical Tables*. The FJSP is presently constructed from source files provided by the U.S. Marshals Service, Drug Enforcement Administration, Executive Office for U.S. Attorneys, Administrative Office of the U.S. Courts, United States Sentencing Commission, and U.S. Bureau of Prisons. The Administrative Office of the U.S. Courts, in addition to providing data describing defendants in cases processed by the federal judiciary, provides data describing defendants processed by the federal pretrial services agencies and the federal probation and supervision service. Federal law prohibits the use of these files for any purposes other than research or statistics. A description of the source agency data files is provided in the table at the end of this section.

## Reporting period

Wherever possible, matters or cases have been selected according to the event which occurred during fiscal year 2006 (October 1, 2005, through September 30, 2006). Files which are organized by their source agencies according to fiscal year nonetheless include some pertinent records in later years' files. Tabulations of suspects in matters concluded during fiscal year 2006 have been assembled from source files containing records of 2006 matters concluded, which were entered into the data system during fiscal years 2005 or 2006.

The availability of particular items of information is affected by the data source. Data on prosecutors' decisions prior to court filing are provided for cases investigated by U.S. attorneys, but not for those handled by other litigating divisions of the U.S. Department of Justice (DOJ). In comparison, cases handled by the DOJ criminal division enter the database once they are filed in U.S. district court.

## Table construction and interpretation

The tables presented report events that occurred during fiscal year 2006. Generally the tables include both individual and organizational defendants. Organizational defendants are not included in tables describing defendants sentenced to incarceration, and offenders under post-conviction supervision. Juvenile offenders who are charged as adults are included in the reported statistics.

## Unit of analysis

In federal law enforcement and prosecution (section 1) and federal pretrial, adjudication, sentencing, and appeals (section 2), the unit of analysis is a combination of a person (or corporation) and a matter or case. If the same person is involved in three different criminal cases during the period specified in the table, then the person is counted three times in the tabulation. A single criminal case involving a corporate defendant and four individual defendants is counted five times in the tabulation. In section 3 on federal corrections and supervision, the unit of analysis is a person entering custody or supervision, a person leaving custody or supervision, or a person in custody or supervision at yearend. A person, who terminated probation twice in the indicated period, such as with a violation and again after reinstatement, is counted as two terminations of probation.

## Interpretation

The tables are constructed to permit the user to make valid comparisons of numbers within each table, and to compare percentage rates across tables. The total numbers of subjects in the tables that are based on records linked between two files are generally less than the total number of records in either source file. Comparisons of absolute numbers across two or more tables in these tables and other data sources are not necessarily valid.

## Offense classifications

### *Procedure*

The offense classification procedure used in this *Federal Justice Statistics, 2006—Statistical Tables* is based on the classification system followed by the Administrative Office of the U.S. Courts. Specific offenses are combined to form the BJS categories shown in the *Federal Justice Statistics, 2006—Statistical Tables*.

Offense categories for federal arrestees are based on the FBI's National Crime Information Center (NCIC) offense classifications, which are converted into U.S. Marshals' four-digit offense codes, and are aggregated into the offense categories shown in the tables. These categories are similar, but may not be directly comparable to the BJS offense categories used in other tables for 2006. For data from the Executive Office for U.S. Attorneys, which include United States Code citations but do not include the Administrative Office offense classifications, United States Code titles and sections are translated into the Administrative Office classification system and then aggregated into the offense categories used in the tables.

### *Felony/misdemeanor distinctions*

Felony and misdemeanor distinctions are provided where possible. Felony offenses are those with a maximum penalty of more than 1 year in prison. Misdemeanor offenses are those with a maximum penalty of 1 year or less. Felonies and misdemeanors are further classified using the maximum term of imprisonment authorized. Section 3559, U.S. Code, Title 18, classifies offenses according to the following schedule:

### *Felonies*

- **Class A felony** — life imprisonment, or if the maximum penalty is death.
- **Class B felony** — 25 years or more.
- **Class C felony** —less than 25 years but more than 10 years.
- **Class D felony** —less than 10 years but more than 5 years.
- **Class E felony**— less than 5 years but more than 1 year.

### *Misdemeanors*

- **Class A misdemeanor** —1 year or less but more than 1 month.
- **Class B misdemeanor**—6 months or less but more than 30 days.
- **Class C misdemeanor**—30 days or less but more than 5 days.
- **Infraction**—5 days or less, or if no imprisonment is authorized.

Felony and misdemeanor distinctions are provided where the data permit these distinctions. Arrest and prosecution tables do not use this distinction because many suspects cannot be so classified at the arrest and investigation stages in the criminal justice process. This distinction is

not made for pretrial release or detention because the Pretrial Services Agency no longer gathers this information. Adjudication and sentencing tables distinguish between felony and misdemeanor offenses, as do supervision tables.

#### *Most serious offense selection*

Where more than one offense is charged or adjudicated, the most serious offense (the one that may or did result in the most severe sentence) is used to classify offenses. The offense description may change as the criminal justice process proceeds. Tables indicate whether investigated, charged, or adjudicated offenses are used. In the prosecution tables, the most serious offense is based on the criminal lead charge as determined by the assistant U.S. attorney responsible for the criminal proceeding. In pretrial tables, the major charged offense is based upon the Administrative Office's offense severity classification system, as determined by the pretrial officer responsible for the case. To select this offense, the officer ranks offenses according to severity based on maximum imprisonment, type of crime, and maximum fines. In adjudication tables, the most serious offense charged is the one that has the most severe potential sentence. For sentencing tables, conviction offenses are based on statutory maximum penalties. In appeals tables, the offenses are classified by the offense of conviction. In the supervision tables, the most serious offense of conviction is either the one having the longest sentence imposed or, if equal sentences were imposed or there was no imprisonment, the offense carrying the highest severity code as determined by the Administrative Office's offense severity code ranking.

#### *Offense categories*

For offense categories in all text tables, the following conditions apply:

- **"Murder"** includes nonnegligent manslaughter.
- **"Sexual abuse"** includes only violent sex offenses.
- **"Fraud"** excludes tax fraud.
- **"Larceny"** excludes transportation of stolen property.
- **"Other property felonies"** excludes fraudulent property offenses and includes destruction of property and trespass.
- **"Tax law violations"** includes tax fraud.
- **"Obscene material"** denotes the mail or transport thereof.
- **"Wildlife"** includes offenses previously included in the "Migratory birds" category.
- **"Environmental"** includes some offenses previously included in the "Agriculture" and "Other Regulatory" categories.
- **"All other offenses"** includes felonies with unknown or unclassifiable offense type.
- **"Misdemeanors"** includes misdemeanors, petty offenses, and unknown offense levels.
- **"Drug possession"** also includes other drug misdemeanors.



## Glossary

A | B | C | D | E | F | G | H | I | J | K | L | M | N | O | P | Q | R | S | T | U | V | W | X | Y | Z

### A

**Acquittal**—a legal judgment that determines a defendant is free of a charge of an offense, by reasonable doubt, verdict, sentence, or other legal process.

**Administrative case closure**—terminating or closing a community supervision case for administrative reasons such as an offender's long-term hospitalization, death, deportation, incarceration in an unrelated case, or at the administrative discretion of the Chief Probation Officer.

**Affirmed**—to assert (as a judgment or decree) as valid or confirmed such as in the appellate courts, a decree or order declared valid stands as rendered in the lower court.

**Agriculture violations**—violations of federal statutes concerning agriculture and conservation. Federal statutes related to agriculture include the Agricultural Acts (7 U.S.C., except sections on food stamps related to fraud), Insecticide Act, Packers and Stockyards Act, 1921, laws concerning plant quarantine and inspection, and laws that protect animals used in research. Federal statutes related to conservation include laws concerning soil and water conservation and wildlife conservation.

**Antitrust violations**—offenses related to federal antitrust statutes enacted by Congress that protect trade and commerce from unlawful restraints, price fixing, monopolies, and discrimination in pricing or in furnishing services or facilities.

**Appeal**—a legal proceeding by which a case is brought before a higher court for the review of a judgment or decision of a lower court.

**Appeals, U.S. Court of**—intermediate appellate courts in the U.S. federal court system that review the final decisions of the district courts within their federal judicial circuits, when challenged. U.S. courts of appeal are higher than the U.S. district courts but lower than the U.S. Supreme Court (or court of last resort). There are 13 U.S. courts of appeal in the federal system, representing the 12 judicial circuits and the federal circuit.

**Appellant**—one who requests that a judicial decision or decree be reviewed by a higher court or by another jurisdiction; opposite of appellee.

**Appellee**—the party against whom an appeal is taken; opposite of appellant.

**Arson**—willfully or maliciously setting, or attempting to set, fire to any property within the special maritime and territorial jurisdiction of the U.S. See also, explosives.

**Assault**—the threat of, attempt to, or the intentional infliction of bodily harm against anyone within the special maritime and territorial jurisdiction of the U.S. or against any government official, foreign official, official guest, internationally protected person, or any officer or employee of the U.S. Assault also includes certain violations of the Fair Housing Act of 1968.

## B

**Bail**—the temporary release of a defendant in exchange for security or money promised for the defendant's due appearance.

**Booking**—a procedure following an arrest in which information about the arrest and the suspect are recorded.

**Bribery**—offering or promising anything of value with the intent to influence a person unlawfully, especially a public official in a position of trust. This type of bribery generally applies to bank employees, officers or employees of the federal government, witnesses, or any common carrier. Bribery also includes soliciting or receiving anything of value in consideration of aiding a person to obtain employment with the federal government. Also, receiving or soliciting any remuneration, directly or indirectly, in cash or any kind in return for purchasing, ordering, leasing, or recommending purchasing any good, service, or facility.

**Burglary**—breaking and entering into property with the intent to steal within the special maritime and territorial jurisdiction of the U.S. Includes breaking and entering into any official bank, credit union, savings and loan institution, post office, vessel or steamboat assigned to the use of mail service, or personal property of the U.S.; or breaking the seal or lock of any carrier facility containing interstate or foreign shipments of freight.

*Cited in United States v. Orozco-Acosta,  
No. 09-50192 archived on May 28, 2010*

## C

**Career offender**—defendants are counted as career offenders if they are age 18 or older at the time of the instant offense, if the instant offense of conviction is a felony—that is either a violent crime or a drug crime—and if they have at least two prior felony convictions.

**Case**—With respect to tables describing federal prisoners, a case is considered to be a judicial proceeding for the determination of a controversy between parties wherein rights are enforced or protected, or wrongs are prevented or redressed, or any proceeding judicial in nature.

**Civil rights violations**—violations of civil liberties guaranteed to U.S. citizens by the Constitution and by acts of Congress. These include the 13<sup>th</sup> and 14<sup>th</sup> amendments to the Constitution and the Civil Rights Acts enacted after the Civil War, and more recently in 1957 and 1964.

**Collateral bond**—an agreement made as a condition of pretrial release that requires the defendant to post property valued at the full bail amount as an assurance of his or her intention to appear at trial.

**Communication violations**—violations covering areas of communication such as the Communications Act of 1934 (including wire-tapping and wire interception). A communication is ordinarily considered a deliberate interchange of thoughts or opinions between two or more persons.

**Community confinement**—community confinement may be imposed as a condition of probation or supervised release. Community confinement means residence in a community treatment center, halfway house, restitution center, mental health facility, alcohol or drug rehabilitation center, or other community facility; and participation in gainful employment, employment search efforts, community service, vocational training, treatment, educational programs, or similar facility-approved programs during nonresidential hours. Under the federal sentencing guidelines, community confinement may be a substitute for imprisonment on a day-to-day basis for defendants with a guideline maximum of less than 16 months of imprisonment.

**Commutation of sentence**—a change of legal penalty or punishment to a lesser one such as having a federal criminal sentence reduced by the executive clemency of the President of the United States.

**Complaint**—a written statement of the essential facts constituting the offense charged, with an offer to prove the fact, so that a prosecution may be instituted. The complaint may be taken out or filed by the victim, the police officer, the district attorney, or other interested party.

**Concurrent sentence**—a sentence such as a prison term to be served at the same time as another sentence or prison term, rather than one after the other. One 3-year sentence and one 5-year sentence, if served concurrently, result in a maximum sentence of five years. See also, consecutive sentence.

**Conditional release**—With respect to tables describing federal prisoners, conditional release refers to a pretrial defendant released from detention to the community contingent upon any combination of restrictions deemed necessary to guarantee the defendant's appearance at trial or to safeguard the community.

**Consecutive sentence**—sentences or prison terms for two or more offenses that follow one after the other. Two 3-year sentences and one 5-year sentence, if served consecutively, result in a maximum sentence of 11 years. See also, concurrent sentence.

**Conspiracy**—an agreement by two or more persons to commit or to effect the commission of an unlawful act or to use unlawful means to accomplish an act that is not in itself unlawful; also any overt act in furtherance of the agreement. A person charged with conspiracy is classified under the alleged substantive offense.

**Continuing criminal enterprise**—a felony committed as part of a continuing series of violations, which is undertaken by a person in concert with five or more other persons with respect to whom such person occupies a position of organizer, a supervisory position, or any other position of management, and from which such person obtains substantial income or resources.

**Conviction**—the final judgment (or verdict) in a criminal trial, which finds the defendant guilty. A conviction includes pleas of guilty and nolo contendere, and excludes final judgments expunged by pardon, reversed, set aside, or otherwise rendered invalid.

**Corporate defendant**—the defendant in a case is an entity, a collection of persons, or a business or corporation, not an individual person.

**Corporate surety**—With respect to tables describing federal prisoners, a surety is one who has entered into a bond (or an agreement) to give surety for another. As a condition of pretrial release, the defendant enters into an agreement that requires a third party such as a bail bondsman to promise to pay the full bail amount in the event that the defendant fails to appear in court. See also, surety bond.

**Counterfeiting**—falsely making, forging, or altering obligations with a view to deceive or defraud, by passing the copy or thing forged for that which is original or genuine. Counterfeiting applies to any obligation or security of the U.S., foreign obligation or security, coin or bar stamped at any mint in the U.S., money order issued by the U.S. Postal Service, domestic or foreign stamp, or seal of any department or agency of the U.S. Includes passing, selling, attempting to pass or sell, or bringing into the U.S. any of the above falsely made articles. Also, making, selling, or possessing any plates or stones (or any other thing or instrument) used for printing counterfeit obligations or securities of the U.S., foreign obligations or securities, government transportation requests, or postal stamp; or knowingly and intentionally trafficking in falsified labels affixed to phono records, motion pictures, or audio visual works.

**Courts**—judicial power is vested pursuant to Article III of the Constitution in the following federal courts: The U.S. Supreme Court, the U.S. Court of Appeals for the District of Columbia, and the U.S. district court for the District of Columbia. See also, Appeals U.S. Court of, and District court, U.S.

**Criminal career**—the longitudinal sequence of crimes committed by an individual offender.

**Criminal history category**—a quantification of the defendant's prior criminal record and the defendant's propensity to recidivate under the federal sentencing guidelines. Guideline criminal history categories range from Category I (primarily first-time offenders) to Category VI (career offenders).

**Custom laws**—violations regarding taxes which are payable upon goods and merchandise imported or exported. Includes the duties, toll, tribute, or tariff payable upon merchandise exported or imported.

## D

**Deadly or dangerous weapon**—an instrument capable of inflicting death or serious bodily injury.

**Declination**—a prosecutor's decision not to file a case in a matter received for investigation. With respect to tables describing federal prisoners, excluded are immediate declinations where a prosecutor spent less than one hour on the case.

**Defendant**—the party against whom relief or recovery is sought in an action or suit, or the accused party in a criminal case.

**Departure**—under the federal sentencing guidelines, the term used to describe a sentence imposed that is outside the applicable guideline sentencing range. A court may depart when it finds an aggravating or mitigating circumstance of a kind, or to a degree, not adequately taken into consideration by the Sentencing Commission in formulating the guidelines that should result in a sentence different from that described. See also, substantial assistance.

**Deportation or Treaty Transfer**—the act of expelling a foreigner from a country, usually to the country of origin due to the commission of a crime or prior criminal record.

**Deposit bond**—an agreement made by a defendant as a condition of pretrial release that requires the defendant to post a fraction of the bail before he or she is released to the community.

**Detainer**—a notification sent by a prosecutor, judge, or other official, such as a law enforcement officer, advising a prison official that a prisoner is wanted to answer for criminal charges, and to request the prisoner's continued detention or notification of the prisoner's impending release.

**Detention**—the legally authorized confinement of persons after arrest, whether before or during prosecution. With respect to tables describing federal prisoners, only those persons held two or more days are classified as detained.

**Dismissal**—termination of a case before trial or other final judgment, including nolle prosequi and deferred prosecution.

**Disposition**—the decision made on a case brought before a criminal court.

**District court, U.S.**—trial courts with general federal jurisdiction over cases involving federal laws or offenses and actions between citizens of different states.

**District of Columbia**—the jurisdiction of the U.S. district court for the District of Columbia. With respect to tables describing federal prisoners, this jurisdiction includes federal offenses prosecuted in U.S. district courts, and except for tables based on data from the Federal Bureau of Prisons, excludes violations of the District of Columbia Code and cases prosecuted in the District of Columbia Superior Court.

**Drug distribution**—delivery (other than by administering or dispensing) of a controlled substance. The term "controlled substance" means any drug or other substance, or immediate precursor, included in schedule I, II, III, IV, or V of part B of subchapter I of Chapter 13 (Drug Abuse, Prevention, and Control), Title 21 (Food and Drugs). The term does not include distilled spirits, wine, malt beverages, or tobacco, as those terms are defined or used in subtitle E of the Internal Revenue Code of 1986.

**Drug offenses**—offenses under federal or state laws prohibiting the manufacture, import, export, distribution, or dispensing of a controlled or counterfeit substance, or the possession of a controlled or counterfeit substance with the intent to manufacture, import, export, distribute, or dispense the substance. Drug offenses include using any communication facilities that cause or facilitate a felony under title 21, or furnishing of fraudulent or false information concerning prescriptions as well as any other unspecified drug-related offense. See also, distribution, possession, and drug trafficking.

**Drug trafficking**—knowingly and intentionally importing or exporting any controlled substance in schedule I, II, III, IV, or V (as defined by 21 U.S.C. § 812). Drug trafficking includes manufacturing, distributing, dispensing, selling, or possessing with the intent to manufacture,

distribute, or sell a controlled substance or a counterfeit substance. It also includes exporting any controlled substance in schedules I through V, and the manufacture or distribution of a controlled substance in schedule I or II, for the purposes of unlawful importation. Also includes the making or distributing of any punch, die, plate, stone, or any other thing designed to reproduce the label upon any drug or container, or removing or obliterating the label or symbol of any drug or container. Knowingly opening, maintaining, or managing any place for manufacturing, distributing, or using any controlled substance are also included in drug trafficking.

**Dual and Successive Prosecution Policy (Petite Policy)**—Prosecutorial guidelines used to determine whether to bring a federal prosecution based on substantially the same act(s) or transactions involved in a prior state or federal proceeding.

*Cited in United States v. Orozco-Acosta,  
No. 09-50192 archived on May 28, 2010*

## E

**Embezzlement**—the fraudulent appropriation of property by a person to whom such property has been lawfully entrusted. Includes offenses committed by bank officers or employees, officers or employees of the U.S. Postal Service, officers of lending, credit, or insurance institutions, and any officer or employee of a corporation or association engaged in commerce as a common carrier. The fraudulent appropriations of property by court officers of the U.S. courts and officers or employees of the U.S. are also included. Stealing from employment and training funds, stealing from programs receiving federal funds and Indian tribal organizations, and selling, conveying, or disposing of any money, property, records, or thing of value to the U.S. or any department thereof without authority are also included in embezzlement.

**Environmental offenses**—violations of federal law enacted to protect the environment, such as the Clean Air Act and the Clean Water Act. Environmental protection laws protect the safety and well-being of communities from excessive and unnecessary emission of environmental pollutants.

**Escape**—departing or attempting to depart from the custody of a correctional institution; a judicial, correctional, or law enforcement officer; or a hospital where one is committed for drug abuse or drug dependency treatment. Knowingly advising, aiding, assisting, or procuring the escape or attempted escape of any person from a correctional facility, an officer, or the above-mentioned hospital as well as concealing an escapee. Providing or attempting to provide to an inmate in prison a prohibited object; or making, possessing, obtaining, or attempting to make or obtain a prohibited object. Instigating, assisting, attempting to cause, or causing any mutiny or riot at any federal penal, detention, or correctional facility, or conveying into any of these institutions any dangerous instrumentalities are also included.

**Exclusion**—the rule of evidence that disallows evidence secured by illegal means and in bad faith to be introduced in a criminal trial.

**Expiration of sentence**—the completion of a prison sentence by standard means. See releases from prison.

**Explosives**—violations of federal law involving the importation, manufacture, distribution, and storage of explosive material. Includes the unlawful receipt, possession or transportation of explosives without a license, where prohibited by law, or using explosives during the commission of a felony. Also includes violations relating to dealing in stolen explosives, using mail or other form of communication to threaten an individual with explosives, and possessing explosive materials at an airport. See also, arson.



## F

**Failure to appear**—willful absence from any court appointment.

**Felony**—a crime which involves a potential punishment of one year or longer in prison or a crime punishable by death. According to 18 U.S.C. § 3559, felonies are classified based on the maximum imprisonment term authorized by the law describing the offense. The five felony classes—A, B, C, D, and E—include life imprisonment or if the maximum penalty is death (Class A felony), if the maximum penalty is 25 years or more (Class B felony), if the maximum penalty is less than 25 years but more than 10 years (Class C felony), if the maximum penalty is less than 10 years but more than five years (Class D felony), and if the maximum penalty is less than five years but more than one year (Class E felony).

**Filing**—the initiation of a criminal case in U.S. district court by formal submission to the court of a charging document alleging that one or more named persons have committed one or more specified offenses.

**Financial conditions**—monetary conditions upon which the release of a defendant before trial are contingent, including deposit bond, surety bond, and collateral bond. See also the specific definitions for these bond types.

**Fine**—a monetary penalty imposed as punishment for an offense.

**First release**—With respect to federal prisoners, first release refers to prisoners released from the Federal Bureau of Prisons for the first time after their commitment by a U.S. district court, and excludes offenders returned to prison after their first release to supervision.

**Food and drug violations**—violations of the Federal Food, Drug, and Cosmetic Act, including regulations for clean and sanitary movement of animals, adulteration or misbranding of any food or drug, failure to transmit information about prescription drugs, and intent to defraud and distribute adulterated material.

**Forgery**—falsely making or materially altering a document with the intent to defraud. Forgery includes the intent to pass off as genuine falsified documents such as a U.S. Postal Service money order, postmarking stamp or impression, obligation or security of the U.S., foreign obligation, security, or bank note. Also included are a contractors' bond, bid, or public record; deed; power of attorney; letters patent; seal of a court or any department or agency of the U.S. government; the signature of a judge or court officer; ships' papers; documents on entry of vessels; customs matters; or coin or bar. Forgery also includes making, possessing, selling, or printing plates or stones for counterfeiting obligations or securities, and detaching, altering, or defacing any official, device, mark, or certificate.

**Fraud**—unlawfully depriving a person of his or her property or legal rights through intentional misrepresentation of fact or deceit, other than forgery or counterfeiting. Fraud includes violations of statutes pertaining to lending and credit institutions, the U.S. Postal Service, interstate wire, radio, television, computer, credit card, veteran's benefits, allotments, bankruptcy, marketing agreements, commodity credit, the Securities and Exchange Commission, railroad retirement, unemployment, Social Security, food stamps, false personation, citizenship, passports, conspiracy, and claims and statements, excluding tax fraud. Excludes fraud involving tax violations included in a separate category under public-order, other offenses. See also, specific offenses in this glossary for citations.

**Fraudulent property offenses**—see property offenses, fraudulent.

**Fugitive**—a person convicted or accused of a crime that hides from law enforcement or flees across jurisdictional lines to avoid arrest or punishment.

**Fugitive investigation**—initiated upon receipt of a warrant and typically involves persons who have violated their conditions of probation, parole, or bond release, as well as escaped prisoners. The U.S. Marshals Service has administrative responsibility for all investigations involving federal fugitives.



## G

**Gambling offense**—the federal offense of transporting, manufacturing, selling, possessing, or using any gambling device in the District of Columbia or any possession of the U.S. or within Indian country or the special maritime and territorial jurisdiction of the U.S., as defined in 18 U.S.C. § 7. Federal gambling offenses include transporting gambling devices within the jurisdiction of the U.S., except under the authority of the Federal Trade Commission or under the authority of a state law that provides an exemption from these provisions. Offenses also include transmitting wagering information on interstate or foreign commerce, interstate transporting of wagering paraphernalia, importing or transporting lottery tickets, or mailing lottery tickets or related matter.

**Good-time credit**—time credited based on a prisoner's good behavior while imprisoned that is applied toward the prisoner's early release. Under the 1984 Sentencing Reform Act, two classes of prisoners are ineligible to receive good-time credits: (1) misdemeanants serving a term of imprisonment of one year or less; and (2) felons serving life sentences. All other federal prisoners receive a flat allocation of 54 days per year of sentence served; credit for a partial year remaining at the end of the sentence is prorated. The annual allotment does not change based on the length of time a federal prisoner has already spent in prison.

**Guideline sentencing range**—the range of imprisonment for a prisoner sentenced to a federal institution based on the federal sentencing guideline for the particular level of offense committed, and the offender's criminal history. The federal sentencing guideline incorporates any minimum terms of imprisonment required by statute as well as the statutory maximum term of imprisonment, where applicable.

**Guilty plea**—a plea in response to formal charges admitting that the defendant committed the offenses as charged. With respect to tables describing federal prisoners, a guilty plea also includes pleas of nolo contendere.

Cited in *United States v. Orozco-Acosta*,  
No. 09-50192 archived on May 28, 2010

## H

**Hispanic**—ethnic category based on classification by the reporting agency. Hispanic persons may be of any race.

**Home detention**—a form of confinement and supervision used as a substitute either for imprisonment or as a condition of probation. Except for authorized absences, home detention is a measure in which a person is confined by authorities to his or her place of residence, and restriction is enforced by appropriate means of surveillance by the probation office. Under the federal sentencing guidelines, home detention may be a substitute for imprisonment on a day-to-day basis for defendants with a guideline maximum sentence of less than 16 months of imprisonment.

**Homicides**—see murder.

*Cited in United States v. Orozco-Acosta,  
No. 09-50192 archived on May 28, 2010*

# I

**Immigration offenses**—offenses involving illegal entrance into the U.S., illegally reentering the U.S. after deportation, willfully failing to deport when so ordered, willfully remaining beyond days allowed on conditional permit, or falsely representing oneself to be a U.S. citizen. Immigration offenses include violations relating to provisions for special agricultural workers and to provisions relating to limitations on immigrant status such as employment. Also includes bringing in or harboring any aliens not duly admitted by an immigration officer.

**Incarceration**—any sentence of confinement, including prison, jail, or other residential placements.

**Indeterminate sentence**—a prison sentence with a maximum or minimum term that was not specifically established at the time of sentencing.

**Indictment**—the formal accusation issued by a grand jury stating that the defendant is charged with allegedly committing a particular crime. In the federal system, a defendant may waive indictment and be proceeded against through an information.

**Information**—the formal accusation issued by the U.S. attorney (instead of a grand jury) stating that the defendant is charged with allegedly committing a particular crime.

**Infraction**—an offense for which the maximum term of imprisonment is five days or less, or an offense for which no imprisonment is authorized, according to 18 U.S.C. § 3559.

**Initial appearance or hearing**—a criminal defendant's first appearance before a judge or a magistrate.

**Instant offense**—the offense of conviction and all relevant conduct under U.S.S.G § 1B1.3.

**Intermittent confinement**—a form of commitment in a prison or jail, either as a substitute for imprisonment or as a condition of probation. Under the federal sentencing guidelines, intermittent confinement may be a substitute for imprisonment for defendants with a guideline maximum of less than 16 months of imprisonment. Each 24 hours of intermittent confinement is credited as one day of incarceration.

## J

**Jail credit**—the number of days deducted from an offender's sentence for time spent in custody before a prison sentence was imposed.

**Jurisdictional offenses**—offenses considered to be federal crimes because of the place in which they occurred, such as on an aircraft or on federal land or property. Jurisdictional offenses include certain crimes on Indian reservations or at sea, that cannot be classified in a more specific substantive category.

**Juvenile**—a person who has not attained the age of 18 years; or for the purposes of a juvenile delinquency hearing, a person who has not attained the age of 21 years.

**Juvenile delinquency**—a violation of federal law committed by a person prior to the age of 18 years, which would have been a federal offense had the same crime been committed by an adult.

*Cited in United States v. Orozco-Acosta,  
No. 09-50192 archived on May 28, 2010*

## K

**Kidnapping**—unlawfully seizing any person as defined in 18 U.S.C. § 1201 for ransom or reward, except in the case of a minor seized by a parent. Includes receiving, possessing, or disposing of any money or other property delivered as ransom or as a reward in connection with a kidnapping as well as conspiring to kidnap any person, including any government official, the President of the United States, the President-elect, the Vice President, any foreign official, any official guest, or any internationally protected person.

*Cited in United States v. Orozco-Acosta,  
No. 09-50192 archived on May 28, 2010*

## L

**Labor law violations**—violations of federal laws governing a broad spectrum of activities relating to labor-management relations such as the Fair Labor Standards Act of 1938 and the Taft-Hartley Act.

**Larceny**—the act of taking and carrying away any personal property of another with the intent to steal or convert it to one's own use or gain. Larceny includes stealing, possessing or illegally selling or disposing of anything of value to the U.S. or any of its departments or agencies; or stealing from a bank, the U.S. Postal Service, or any interstate or foreign shipments by carrier. Also encompasses receiving or possessing stolen property or pirate property; and stealing or obtaining by fraud any funds, assets, or that belong to, or are entrusted to, the custody of an Indian tribal organization. Larceny excludes transporting stolen property.

**Liquor violations**—violations of the Internal Revenue Service laws on liquor, as well as violations of liquor laws not cited under these laws. Liquor violations include dispensing or unlawfully possessing intoxicants in Indian country, transporting intoxicating liquors into any state, territory, district, or possession where sale is prohibited, shipping packages containing unmarked and unlabeled intoxicants, and shipping liquor by C.O.D. Violations also include knowingly delivering a liquor shipment to someone other than to whom it has been consigned, and violating in any way the Federal Alcohol Administration Act.

*Cited in United States v. Orozco-Acosta,  
No. 09-50192 archived on May 28, 2010*

## M

**Magistrates (U.S.) (Federal)**—judicial officers appointed by judges of federal district courts who have many but not all of the powers of a judge. Magistrates are designated to hear a wide variety of motions and other pretrial matters in both criminal and civil cases. With consent of the parties, magistrates may conduct civil or misdemeanor criminal trials. Magistrates may not preside over felony trials or over jury selection in felony cases.

**Mailing or transportation of obscene materials**—a violation of federal law relating to knowingly using the mail for mailing obscene or crime-inciting matter, as defined in 18 U.S.C. § 1461 and 39 U.S.C. § 3001(e). Also includes transporting for sale or distribution, importing, or transporting any obscene matter in interstate or foreign commerce.

**Major offense while on conditional release**—allegation, arrest, or conviction of a crime for which the minimum sentence is incarceration for over 90 days or probation for a period greater than one year.

**Mandatory release**—the release of an inmate from prison after confinement for a period equal to the inmate's full sentence minus any statutory good time. Federal prisoners exiting prison on mandatory release may still be subject to a period of post-release community supervision.

**Mandatory sentence**—a sentence that includes a minimum term of imprisonment that the sentencing court is statutorily required to impose barring the government's motion of substantial assistance.

**Mandatory sentencing enhancement**—a form of mandatory sentence in which the minimum term of imprisonment is to be imposed consecutive to any other term of imprisonment imposed. Mandatory sentencing enhancements include 18 U.S.C. § 924(c), which provides for a five-year to lifetime enhancement for the use of a firearm during the commission of a crime and 18 U.S.C. § 844(h), which provides for a five-year enhancement for the use of firearms or explosives during the commission of a crime. Also includes 18 U.S.C. § 929, which provides for a five-year enhancement for the use of armor-piercing ammunition during the commission of a crime.

**Material witness**—a person with significant information about the subject matter of a criminal prosecution necessary to resolve the matter.

**Matter**—With respect to tables describing federal prisoners, matter refers to a potential case under review by a U.S. attorney and on which more than one hour is spent.

**Matters concluded**—With respect to tables describing federal prisoners, matters concluded refers to matters in which a U.S. attorney has reached a final decision. Specifically includes matters filed as cases, matters declined after investigation, matters referred for disposition by U.S. magistrates, and matters otherwise terminated without reaching court.

**Migratory birds offenses**—violations of acts relating to birds, which move from one place to another in season. Includes taking, killing, or possessing migratory birds, or any part, nest, or egg thereof, in violation of federal regulations or the transportation laws of the state, territory, or district from which the bird was taken. Also included is the misuse or non-use of a migratory-bird hunting and conservation stamp.

**Minor offense while on conditional release**—conviction of a crime for which the maximum sentence is incarceration for 90 days or less, probation for one year or less, or a fine of \$500 or less.

**Misdemeanor**—a criminal offense punishable by a jail term not to exceed one year and any offense specifically defined as a misdemeanor by the Administrative Office of the U.S. Courts for the purposes of data collection. According to 18 U.S.C. § 3559, misdemeanors are classified in three letter grades—A, B, and C—based on the maximum terms of imprisonment. Class A denotes an imprisonment term of one year or less, but more than six months; Class B denotes an imprisonment term of six months or less, but more than 30 days; and Class C denotes an imprisonment term of 30 days or less, but more than five days. Misdemeanor includes offenses previously called minor offenses that were reclassified under the Federal Magistrate Act of 1979.

**Mistrial**—the termination of a trial before its normal conclusion because of a procedural error, statements by a witness, judge, or attorney which prejudice a jury, a deadlock by a jury without reaching a verdict after lengthy deliberation (or a hung jury), or the failure to complete a trial within the time set by the court.

**Mixed sentence**—a sentence requiring the convicted offender to serve a term of imprisonment, followed by a term of probation.

**Most serious offense**—the offense charged that has the greatest potential sentence; or with respect to tables describing federal prisoners, the offense with the greatest imposed sentence.

**Motor carrier violations**—violations of the federal statutes relating to the Motor Carrier Act, which regulates the routes and rates of freight motor carriers and passenger motor carriers in interstate commerce. The Interstate Commerce Commission administers the Motor Carrier Act.

**Motor vehicle theft**—interstate or foreign transporting, receiving, concealing, storing, bartering, selling, or disposing of any stolen motor vehicle or aircraft.

**Murder**—the unlawful killing of a human being with malice aforethought that was either expressed or implied. Nonnegligent manslaughter is the unlawful killing of a human being without malice. This offense covers committing or attempting to commit murder (first or second degree) or voluntary manslaughter within the special maritime and territorial jurisdiction of the U.S. Includes killing or attempting to kill any government official, the President of the United States, the President-elect, the Vice President, any officers and employees of the U.S., any foreign officials, any official guests, or any internationally protected persons. As applied to the owner or charterer of any steamboat or vessel, knowingly and willfully causing or allowing fraud, neglect, misconduct, or violation of any law resulting in loss of life.

Cited in United States v. Orozco-Acosta,  
No. 09-50192 archived on May 28, 2010



## N

**National defense violations**—violations of national defense laws under the Military Selective Service Act, the Defense Production Act of 1950, the Economic Stabilization Act of 1970, which includes prices, rents, and wages, and the Subversive Activities Control Act. Included are violations relating to alien registration and treason, including espionage, sabotage, sedition, and the Smith Act of 1940. Also includes violations relating to energy facilities, curfew and restricted areas, exportation of war materials, trading with an enemy, illegal use of uniform, and any other violations of federal statutes concerning national defense.

**Negligent manslaughter**—causing the death of a person within the special maritime and territorial jurisdiction of the U.S., by wanton or reckless disregard for human life. Also negligent manslaughter of any government official, the President of the United States, the President-elect, the Vice President, any officers and employees of the U.S., any foreign officials, any official guests, or any internationally protected persons. This offense category also includes misconduct, negligence, or inattention to duties by ship officers on a steamboat or vessel resulting in death to any person.

**New law**—with respect to tables describing federal prisoners, new law refers to federal defendants convicted and sentenced pursuant to the Sentencing Reform Act of 1984. See also, old law.

**Nolle prosequi**—Latin for "we shall no longer prosecute." The statement is an admission by the prosecutor that the charges cannot be proved or that evidence has demonstrated the defendant's innocence.

**Nolo contendere**—Latin for "I do not wish to contend." A defendant's plea in a criminal case indicating that he or she will not contest the charges, but not admitting or denying guilt. Nolo contendere is also referred to as a plea of "no contest."

**Non-citizen**—a person who is without U.S. citizenship, including legal aliens—resident aliens, tourists, and refugees/asylees, and illegal aliens.

**Non-jury trial**—a trial in which the judge alone decides factual as well as legal questions, and makes the final judgment.

**Nonnegligent manslaughter**—see murder.

**Nonviolent sex offenses**—coercing, or enticing an individual (including minors) in the District of Columbia, or in any territory or possession of the U.S., with the intent and purpose of engaging in prostitution, or any sexual activity for which any person can be charged with a criminal offense. Also includes transporting an individual (including minors) from one place to another in interstate or foreign commerce with the intent and purpose of engaging in prostitution, or any sexual activity for which any person can be charged with a criminal offense.

**Not convicted**—an acquittal or setting free by bench or jury trial, mistrial, or dismissal, including nolle prosequi and deferred prosecution.

**Not guilty**—plea entered by the accused to a criminal charge. If the defendant refuses to plead, the court will enter a plea of not guilty. A verdict of "not guilty" in a criminal trial means that a defendant was acquitted of the charges against him or her by the court. .

## O

**Offense**—a violation of U.S. criminal law. Where more than one offense is charged, the offense with the greatest potential penalty is reported.

**Offense level**—under the federal sentencing guidelines, an offense level is a quantification of the relative seriousness of the offense of conviction and any offense-specific aggravating or mitigating factors. Guideline offense levels range from level 1 (the least serious offense) to level 43 (the most serious offense).

**Old law**—With respect to tables describing federal prisoners, old law refers to defendants convicted and sentenced pursuant to laws applicable before the Sentencing Reform Act of 1984. See also, new law.

*Cited in United States v. Orozco-Acosta,  
No. 09-50192 archived on May 28, 2010*

## P

**Parole**—a period of supervision after a prisoner is release from custody and before the end of the federal sentence imposed. The U.S. Parole Commission is empowered to grant, modify, or revoke the parole of all federal offenders. Pursuant to the Sentencing Reform Act of 1984, parole was abolished and defendants are required to serve the imposed sentence (less 54 days per year good-time for sentences greater than one year, but not life imprisonment), followed by a term of supervised release. Because of the number of federal inmates sentenced under pre-Sentencing Reform provisions, the number of offenders on parole is declining.

**Perjury**—a false material declaration under oath in any proceeding before or ancillary to any court or grand jury of the U.S. Includes knowingly or willfully giving false evidence or swearing to false statements under oath or by any means procuring or instigating any person to commit perjury. This offense also includes any officers or employees of the government listed under 13 U.S.C. §§ 21-25 who willfully or knowingly furnish, or cause to be furnished, any false information or statements.

**Personal recognizance**—a pretrial release condition in which the defendant promises to appear at trial and no financial conditions are imposed.

**Petty offense**—a Class B misdemeanor, a Class C misdemeanor, or an infraction with fines as specified in 18 U.S.C. §§ 3571. See also, misdemeanor and infraction.

**Plea-bargain**—a practice whereby a defendant in a criminal proceeding agrees to plead guilty to a charge in exchange for the prosecution's cooperation in securing a more lenient sentence or some other mitigation.

**Pornographic**—that which is of or pertaining to obscene or licentious literature. Material is pornographic or obscene if the average person, applying contemporary community standards, would find that the work taken as a whole appeals to the prurient interest; and if it depicts in a patently offensive way sexual conduct, and if the work taken as a whole lacks serious literary, artistic, political, or scientific value.

**Possession**—an offense involving the possession of a controlled substance, acquiring a controlled substance by misrepresentation or fraud, attempting or conspiring to possess, or simple possession of a controlled substance in schedules I through V, as defined by 21 U.S.C. § 812. Includes possession of a controlled substance in schedule I or II, or a narcotic drug in schedule III or IV on board a U.S. vessel or vessels within custom waters of the U.S., or by any U.S. citizen on board a vessel. In addition, possessing any punch, die, plate, stone, or any other thing designed to reproduce the label upon any drug or container is an offense under this category. Distributing a small amount of marijuana for no remuneration is treated as simple possession and is included in this offense category.

**Postal laws**—offenses relating to the mail; pertaining to the U.S. Postal Service.

**Pre-sentence Investigation Report (PSI) (Federal)**—after conviction and before sentencing, a federal probation officer conducts an investigation mandated by law unless the court finds that there is information in the record sufficient to enable the meaningful exercise of sentencing authority pursuant to 18 U.S.C. § 3553, and the court explains this finding on the record. The PSI is intended to help the sentencing judges and others in the criminal justice system to evaluate the offender by providing a comprehensive background on the offender, which includes a summary of the current offense, prior criminal record, personal and family data, evaluation, and sentencing recommendations.

**Presentment**—an accusation initiated by the grand jury that is in effect, an instruction that an indictment be drawn.

**Pretrial diversion**—an agreement to defer (and possibly drop) prosecution conditioned on the defendant's good behavior and/or participation in programs, such as job training, counseling, or education, during a stated period.

**Pretrial release**—a defendant's release from custody to the community, for all or part of the time, before trial or during prosecution. The defendant may be released on personal recognizance, unsecured bond or under financial conditions. Pretrial release includes defendants released within two days after arrest and defendants who were released after posting bail or having release conditions changed at a subsequent hearing.

**Pretrial revocation**—the decision to detain a defendant for violating conditions of pretrial release or for committing a new crime while in a pretrial release status.

**Preventive detention**—the detention of a defendant awaiting trial for the purpose of preventing further misconduct.

**Probation**—sentence imposed for commission of a crime whereby the convicted criminal offender is released into the community under the supervision of a probation officer in lieu of incarceration. An act of clemency available only to those found eligible by the court, probation offers a chance for reform and rehabilitation for the defendant. For this purpose, the defendant must agree to specified standards of conduct; violation of such standards subjects the offender's liberty to revocation.

**Procedural termination**—a judgment based on the methods and mechanics of the legal process, including all the rules and laws governing that process. Procedural law is distinguished from substantive law, which involves the statutes and legal precedents upon which cases are tried and judgments made. See also, administrative case closure and terminated on the merits.

**Property offenses, fraudulent**—property offenses that involve elements of deceit or intentional misrepresentation. These offenses specifically include embezzlement, fraud (excluding tax fraud), forgery, and counterfeiting.

**Property offenses, non-fraudulent**—violent offenses against property, including burglary, larceny, motor vehicle theft, arson, transportation of stolen property, and other property offenses, such as the destruction of property and trespassing. These offenses are termed non-fraudulent to distinguish them from the category of property offenses, fraudulent, within the glossary.

**Property offenses, other**—offenses that involve the destruction of property moving in interstate or foreign commerce and in the possession of a common or contract carrier. Also includes the malicious destruction of government property, or injury to U.S. postal property such as to mailboxes or mailbags. Trespassing on timber and government lands is also included in this offense category.

**Public-order offenses, non-regulatory**—offenses concerning weapons; immigration; tax law violations (tax fraud); bribery; perjury; national defense; escape; racketeering and extortion; gambling; liquor; mailing or transporting of obscene materials; traffic; migratory birds; conspiracy, aiding and abetting, and jurisdictional offenses; and other public-order offenses. These offenses are termed non-regulatory to distinguish them from the category public-order offenses, regulatory within this glossary.

**Public-order offenses, other**—violations of laws pertaining to bigamy, disorderly conduct on the U.S. Capitol grounds, civil disorder, and travel to incite to riot. Also included in public-order offenses, non-regulatory.

**Public-order offenses, regulatory**—violations of regulatory laws and regulations in agriculture, antitrust, labor law, food and drug, motor carrier, and other regulatory offenses that are not specifically listed in the category public-order offenses, non-regulatory.

## R

**Racketeering and extortion**—racketeering is demanding, soliciting, or receiving anything of value from the owner, proprietor or other person having a financial interest in a business, by means of a threat or promise, either expressed or implied. Extortion is the obtaining of money or property from another without the person's consent and induced by the wrongful use of force or fear. This offense code covers using interstate or foreign commerce or any facility in interstate or foreign commerce to aid racketeering enterprises such as arson, bribery, gambling, liquor, narcotics, prostitution, and extortionate credit transactions. Also included are obtaining property or money from another, with the person's consent and induced by actual or threatened force, violence, blackmail, or committing unlawful interference with the person's employment or business. Racketeering and extortion includes transmitting by interstate commerce or through the mail any threat to injure the property, the person, or the reputation of the addressee or of another; or kidnapping any person with intent to extort. Applies to officers or employees of the U.S., or anyone representing him or herself as such.

**Release - Extraordinary**—unusual methods by which a federal prisoner exits prison, such as death, commutation, or a transfer to another facility.

**Release - Standard**—the usual way by which a federal prisoner exits prison, including full-term sentence expirations, expirations with good time, mandatory releases, and releases to parole.

**Remand**—to send back; the act of an appellate court in returning a case to a lower court for further action.

**Remove**—transfer from federal court (usually to a state court).

**Restitution**—the action of restoring or giving back something to its proper owner or making reparations to one for loss or injury previously inflicted.

**Reversal**—the act of an appellate court annulling a judgment of a lower court because of an error.

**Revocation**—termination of a probation, parole, or a mandatory release order because of either a rule violation or a new offense and forcing the offender to begin or to continue serving his or her sentence.

**Robbery**—taking anything of value from the person or presence of another by force or by intimidation within the special maritime and territorial jurisdiction of the U.S. Includes robbery of bank property, U.S. postal property, or personal property of the U.S.. Also included is assaulting or putting the life of any person in jeopardy by the use of a dangerous weapon while committing or attempting to commit such robbery.

**Rule 20 transfer**—upon petition by a defendant, a transfer of proceedings to the district in which the defendant is arrested, when the defendant is arrested, held, or present in a district other than that in which an indictment or information is pending against him. In this case, the defendant may state in writing a wish to plead guilty or nolo contendere, to waive trial in the district in which the indictment or information is pending, and to consent to the disposition of the case in the district in which the defendant was arrested. See also, Federal Rules of Criminal Procedure-Rule 20.

**Rule 40 transfer**—upon petition by the U.S. attorney, commitment to another district; transfer proceedings of a defendant arrested in a district for an alleged offense committed in another district. See also, Federal Rules of Criminal Procedure-Rule 40.

## S

**Sentence**—sanction imposed on a convicted offender. For sentences to incarceration, the maximum time the offender may be held in custody is reported. See also, split sentence, mixed sentence, indeterminate sentence, and mandatory sentence.

**Sentencing Guidelines (Federal)**—guidelines established by the U.S. Sentencing Commission to be followed by the federal courts in the sentencing of those convicted of federal offenses. Established pursuant to the Sentencing Reform Act of 1984, the sentencing guidelines prescribe a range of sentences for each class of convicted persons as determined by categories of offense behavior and offender characteristics.

**Sexual abuse**—rape, assault with intent to commit rape, and carnal knowledge of a female under age 16 who is not one's wife, within the territorial and special maritime jurisdictions of the U.S. Also includes cases of sexual abuse, including sexual abuse of a minor and cases of sexual abuse in federal prisons.

**Shock incarceration**—an intense confinement program, consisting of a highly regimented schedule that provides the strict discipline, physical training, hard labor, drill, and ceremony characteristic of military basic training.

**Special maritime and territorial jurisdiction**—areas of federal jurisdiction outside the jurisdiction of any state, including (1) the high seas, Great Lakes, and connecting waterways; (2) federal lands; and (3) U.S.-owned aircraft in flight over the high seas.

**Split sentence**—See, mixed sentence.

**Stale**—a case or matter that is too old to support successful prosecution.

**Substantial assistance**—a form of cooperation with the government in which the defendant provides the government with information, testimony, or other assistance relating to the criminal activities of other persons in exchange for a sentence reduction. Substantial assistance provides the only mechanism for judges to impose a sentence below a mandatory sentence applicable by the law that describes the offense.

**Supervised release**—under the Sentencing Reform Act of 1984, a form of post-imprisonment supervision to be imposed by the court as a part of the sentence of imprisonment at the time of initial sentencing. Unlike parole, a term of supervised release does not replace a portion of the sentence of imprisonment, but rather is an order of supervision in addition to any term of imprisonment imposed by the court (compare also with probation).

**Surety bond**—an agreement by the defendant as a condition of release that requires a third party (usually a bail bondsman) to promise to pay the full bail amount in the event that the defendant fails to appear in court.

**Suspect**—a person who is under investigation or interrogation as a likely perpetrator of a specific criminal offense.

## T

**Tax law violations**—federal tax fraud offenses include violations of laws within the Internal Revenue Service Code (26 U.S.C.). Included are income tax evasion and fraud, counterfeiting any stamps with intent to defraud the collection or payment of tax, willfully failing to collect or pay tax, and failure to obey summons to produce any papers concerning taxes. Also included are offenses such as failing to furnish receipts for employees of tax withheld, failing to furnish information relating to certain trusts, annuity, and bond purchase plans, and putting fraudulent or false statements on tax returns. Violations of excise and wagering tax laws and not obtaining a license for a business that makes a profit from foreign items are also included in this offense category.

**Technical violation**—failure to comply with any of the conditions of pretrial release, probation, or parole, excluding alleged new criminal activity. Technical violations may result in revocation of an offender's release status. Conditions that may be imposed and then violated include remaining within a specified jurisdiction or appearing at specified intervals for drug tests.

**Terminated on the merits**—a judgment made after consideration of the substantive as distinguished from procedural issues in a case. See also, procedural termination.

**Termination**—at the pretrial services stage: execution of sentence, acquittal, dismissal, diversion, or fugitive status; in the U.S. district court: conviction, acquittal, or dismissal; and at probation or supervised release: the removal of a person from supervision either for successful completion of the term of supervision or as the result of a revocation.

**Threats against the President**—knowingly and willfully depositing in the mail at any post office, or by any letter carrier a letter, paper, writing, print, missive, or document containing any threat to take the life of or to inflict bodily harm upon the President, Vice President, or any other officer in order of succession to the President. Knowingly and willfully making such threats in any way to the above-named people are included in this offense.

**Time served**—the portion of a prisoner's imposed sentence spent in prison (from arrival into jurisdiction of the Federal Bureau of Prisons until release from prison) plus any jail time served and credited. For prisoners serving concurrent sentences, time served may exceed the longest single sentence imposed.

**Traffic offenses**—driving while intoxicated, or any moving or parking violations on federal lands.

**Transportation violations**—violations of the federal statutes relating to the Motor Carrier Act, which regulates the routes and rates of freight motor carriers and passenger motor carriers in interstate commerce.

**Transportation of stolen property**—transporting, selling, or receiving stolen goods, stolen securities, stolen moneys, stolen cattle, fraudulent state tax stamps, or articles used in counterfeiting, if the above articles or goods involve or constitute interstate or foreign commerce.

**Trial conviction**—conviction by judge or jury after trial.

**True bill**—an indictment.

## U

**United States** — includes the territory occupied by the 50 States and the District of Columbia, and the outlying territories of Guam, Puerto Rico, Northern Marianas Islands, and the U.S. Virgin Islands.

**U.S. attorneys**—all United States attorneys. Prosecutorial data with respect to tables describing federal prisoners are drawn from the Central System and Central Charge Files of the Executive Office for U.S. Attorneys.

**Unsecured bond**—an agreement by the defendant as a condition of pretrial release in which the defendant agrees to pay full bond amount in the event of nonappearance at trial, but is not required to post security as a condition to release.

*Cited in United States v. Orozco-Acosta,  
No. 09-50192 archived on May 28, 2010*



## V

**Violation of pretrial release, probation, or parole**—allegation of a new crime or a technical violation while on pretrial release, probation, or parole.

**Violent offenses**—threatening, attempting, or actually using physical force against a person. Includes murder, negligent manslaughter, assault, robbery, sexual abuse, kidnapping, and threats against the President. See also, specific offenses for citations.

Cited in *United States v. Orozco-Acosta*,  
No. 09-50192 archived on May 28, 2010